INSTALLATION OVERVIEW/VUE D'ENSEMBLE DE L'INSTALLATION/DESCRIPCIÓN GENERAL DE LA INSTALACIÓN

1

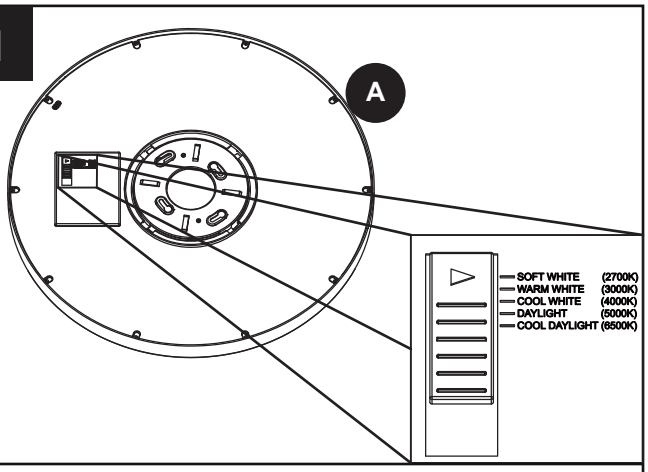

Select desired color temperature.
Sélectionnez la température de couleur désirée.
Seleccione la temperatura de color deseada.

2

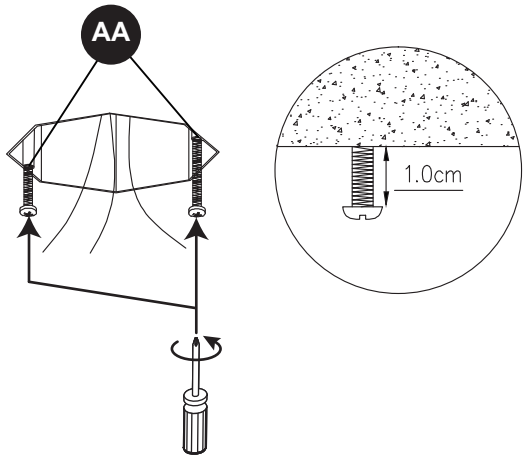

3

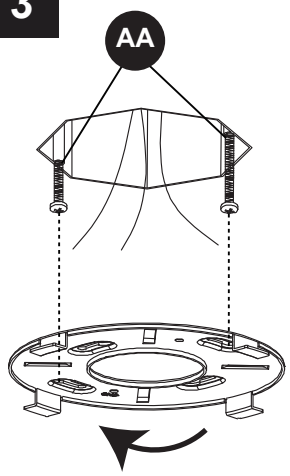

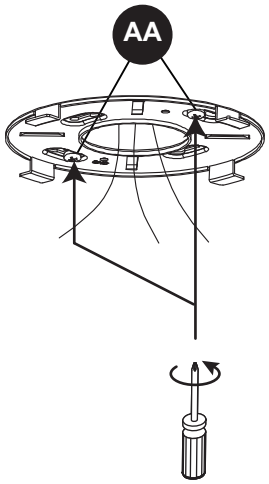

4

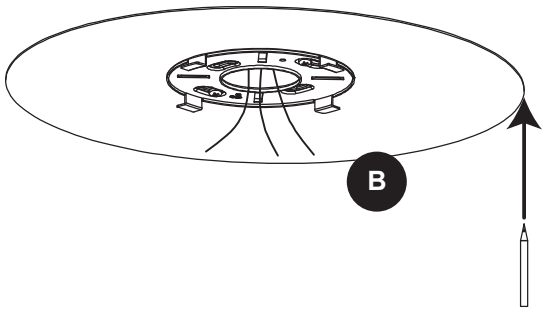

5

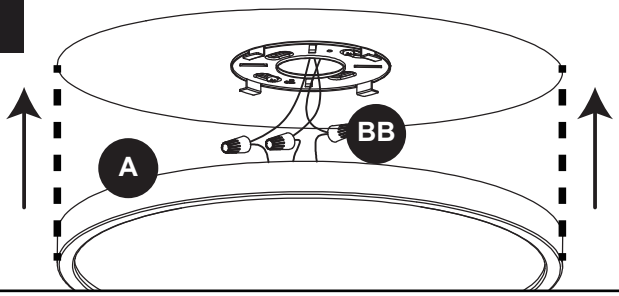

Connect the fixture wires to the supply wires -- black to black, white to white, and green to copper/bare. Secure wires together with BB./Raccordez les fils du luminaire aux fils d'alimentation électrique – le fil noir avec le fil noir, le fil blanc avec le fil blanc et le fil vert avec le fil en cuivre ou dénudé. Reliez les fils ensemble à l'aide de BB./Conecte los conductores de la lámpara a los conductores del suministro: negro con negro, blanco con blanco y verde a cobre/desnudo. Asegure los conductores con BB.

6

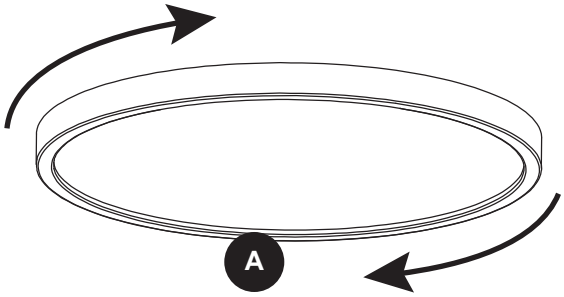

QUICK REFERENCE GUIDE/GUIDE DE RÉFÉRENCE RAPIDE/GUÍA DE REFERENCIA RÁPIDA