

Residential Electronic Circuit Interrupters



Dual Function Circuit Interrupter (DFCI)

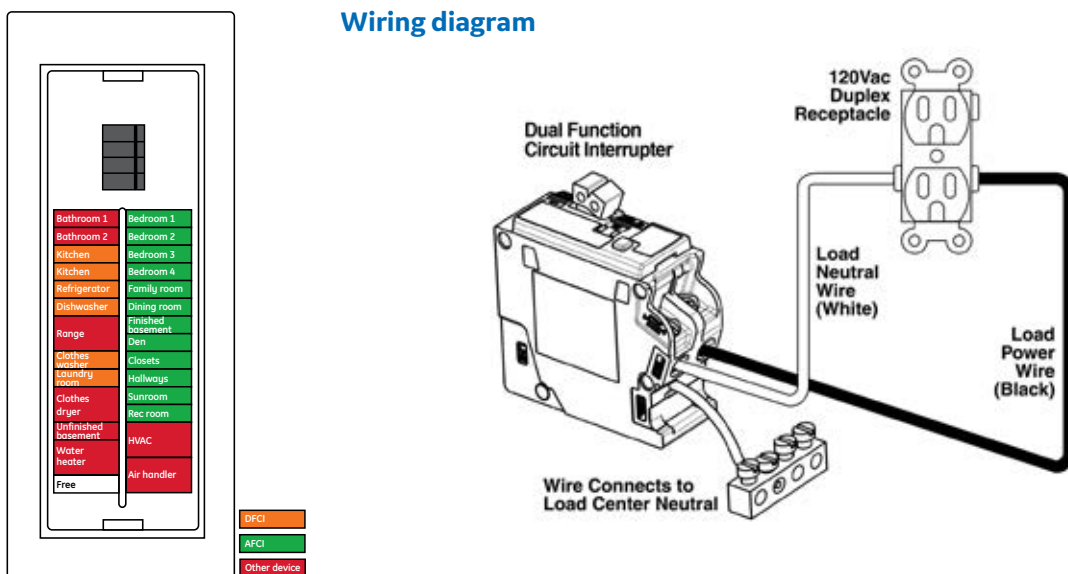
Provides ground fault and arc fault circuit protection in one unit



The 2014 National Electric Code has mandated Ground Fault and Arc Fault circuit protection on many 15 and 20 amp kitchen and laundry circuits. General Electric's Dual Function Circuit Interrupter (DFCI) offers both Ground Fault and Combination Arc Fault (GFCI and AFCI) protection in a simple to apply and cost-effective package.


Dual function circuit interrupters utilize both GFCI and AFCI detection technology.

- GFCI protection guards against ground faults, and is an effective means of preventing electrical shocks. GFCI circuit breakers accomplish this by detecting when current is "leaking" somewhere outside its intended path. If your body provides the path to ground for this "leakage" you could be burned, shocked or even electrocuted.
- AFCI protection guards against damage or fires that can result from arcing and sparking. Arc Faults can arise from deteriorated wires, poor connections and breaches in wire insulation. With more than 67,000 home fires claiming more than 485 lives and injuring 2,300 victims annually, the added safety provided by AFCI protection is an important step forward in reducing this risk.





LED indicators		Last known trip condition
Yellow 1	Yellow 2	
OFF	OFF	Overcurrent
ON	OFF	Arc fault or PTT passed
ON	ON	Arc fault to ground
ON	ON	Ground fault



Specifications

- 15A or 20A
- Plug-in
- 10kAIC or 22kAIC
- 120VAC, 60 Hz
- Wire Range #14-8 AWG
- UL Listed Arc Fault Circuit Interrupters No. 1699
- UL Listed Ground Fault Circuit Interrupters No. 493
- UL Listed Molded Case Circuit Breakers No. 489

Features

The GE DFCI has important features for assisting you or your electrician in troubleshooting a trip. Should the DFCI trip, the yellow LED will blink to indicate the last known trip condition. Here is how it works:

Turn the DFCI to the “ON” position. Observe LED indications and compare that to the chart at left.

Last known trip condition

LED indications will appear for 5 seconds each time the DFCI is turned on for up to 30 days.

Note: Breaker must be energized to reset or turn on.

Clearing the last known trip condition

The DFCI has a self-test feature that meets a June 2015 requirement from UL on all ground fault circuit breakers. This self-test feature enables the DFCI to automatically and continuously test itself to ensure that it is working properly. If it is detected that the device has been compromised, the device trips itself in a lockout mode. Once in the lockout mode the breaker cannot be reset and must be replaced. This effortless system guarantees that only the best protection is provided at all times.

Catalog Number	Amps	Poles	Volt	Interrupting Rating AIC	Standard Pack	Master Pack
Plug-in						Plug-in
THQL1115DF	15	1	120 Vac	10k	1	10
THQL1120DF	20					
THHQL1115DF	15			22k		
THHQL1120DF	20					

Combination Arc Fault Circuit Interrupter (AFCI)

Provides arc fault protection

Electrical fires in homes break out more than 67,000 times each year in the U.S. alone. Many result from arc faults. Arc faults are unintended electrical arcs that may ignite combustible materials in the home. Four types of arc faults may occur: line-to-line, line-to-ground, line-to-neutral, or a series arc fault, which is arcing over a gap within a single wire.

Arc Faults may arise from a number of situations

- Damaged wires
- Wires pinched to grounded metal box
- Worn electrical insulation
- Corroded connections
- Loose electrical connections
- Shorted wires
- Wires or cords in contact with vibrating metal
- Overheated or stressed electrical cords and wires
- Misapplied/damaged appliances

GE Combination AFCIs help protect against all types of arc faults

An arc fault circuit interrupter (AFCI) detects arc faults and de-energizes the circuit before a fire can start. GE Combination AFCIs offer multiple kinds of protection.


1. Parallel protection – Combination AFCIs can detect and interrupt parallel arc faults (line-to-line, line-to-ground, line-to-neutral, or a series arc fault).
2. Series Protection – A series arc fault is the unintended flow of electricity over a gap within a single wire. These arc faults were not detectable until advanced technology allowed the development of the Combination AFCI breaker.
3. Overload protection.
4. Short circuit protection.

These combination AFCIs electronically identify unique current and voltage characteristics of all arc faults and de-energize the entire circuit when one occurs.

- GE is one of the few companies to offer **AFCI in a 1 inch standard breaker** package freeing up valuable wire space.
- **Fulfills 2008 National Electric Code (and later)** requirements for all dwelling units.
- **2 position Push button test** validates the arc detection capability of the breaker (Series and Parallel).
- **Protects the entire circuit** with an easy plug-in breaker design.
- **Combination AFCIs** are able to detect series and parallel arcs at a very low current level.

Catalog Number	Amps	Pole	Volt	Interrupting Rating AIC	Standard Pack
THQL1115AF2	15	1	120/240 ¹ Vac	10k	10
THQL1120AF2	20			22k	
THHQL1115AF2	15				
THHQL1120AF2	20				

¹Combination AFCI compliant with 2008 NEC and later



Specifications

- 1 pole
- 15A or 20A
- 10kAIC or 22kAIC
- 120/240 VAC
- Wire Range #14-8 AWG CU / #12-8 AWG AL
- UL listed Arc Fault Circuit Interrupters No. 1699
- UL Listed Molded Case Circuit Breakers No. 489

The GE AFCI Advantage

Multi-wire circuits, shared neutrals, and mixed neutrals = No Problem!

New construction applications

Our competitors often use some form of Ground Fault measurement to aid in the detection of Arc Fault signatures. The only way for them to have a shared neutral solution is to create a two pole breaker with one neutral input shared by both poles of the breaker.

- Purchasing a 2 pole AFCI breaker that is specific to the shared application is generally quite a bit more expensive than two 1 pole breakers.
- Installers must inventory a completely different breaker catalog number and plan the number of shared neutrals runs.
- Installers must keep track of the neutrals as they would with a standard 1 pole installation.

GE's simple solution uses (2) 1 pole breakers tied together with a handle tie.

- The handle tie is the only added expense – quite small.
- You don't have to carry a separate catalog number – just use two of the standard 1 pole breakers.
- GE's AFCI does not monitor the neutral at all.
- Only the pigtail on the breaker has to be connected to energize the breaker – as with our competition.

See DET-719 for additional information and wiring instructions



Retrofit applications

GE sets itself apart in its ability to ignore mixed and shared neutrals commonly found in existing installations.

The risk of having shared or non-isolated neutrals in retrofit situation is very high and will cause breakers that use a ground fault scheme in their AFCI detection to nuisance trip.

Disadvantaged breakers that use a ground fault scheme in their AFCI detection:

- The circuit's neutral must come back to the specific breaker from which the hot leg originated.
- The neutral cannot be combined with other neutrals downstream.
- If the above conditions are not met the AFCI will trip as a result of its ground fault detection.
- All circuits with the above conditions must be cleaned up to achieve AFCI protection.

The GE solution is a one pole AFCI breaker – Period!

- Install the GE AFCI as you would any traditional circuit breaker.
- The GE AFCI does not need to monitor the neutral to provide full protection.
- The GE AFCI will not trip if the neutral for the protected circuit is combined downstream with neutrals of other circuits.

The GE solution is the superior alternative when compared to receptacle options as well.

- The entire circuit is AFCI protected regardless of the length of the home run.
- Contractors and homeowners need not worry about:
 - Accessibility issues either code driven or due to the location of the receptacles.
 - Trip reset procedures are always conducted at the load center – reducing callbacks when customers cannot figure out where to reset a trip device.

Self-Test Ground Fault Circuit Interrupter (GFCI)

Provides ground fault protection




The National Electrical Code requires GFCI protection of receptacles located outdoors, in bathrooms, garages and spa areas. This applies not only to new construction, but also to existing homes. When an electrical outlet is replaced in a location that requires ground-fault protection, the new outlet must be GFCI protected, according to the NEC.

The GFCI circuit interrupter provides protection against overloads, short circuits and ground faults. It detects very low levels of electrical current leakage (ground faults), and acts quickly to shut off power, preventing serious shock.

What is a Ground Fault?

Normally, the electrical current traveling to an electrical appliance is identical to the current traveling from that appliance. However, an imbalance in that flow indicates a current leak — also referred to as a “ground fault,” because the leaking current is escaping to the ground.

If the leaking current is traveling through a person, that person could be injured, burned, severely shocked or electrocuted. For example, when a hair dryer is dropped into a sink full of water, some of the electrical current leaks out of the appliance and into the water. This current leak could be enough to kill someone who comes in contact with the water, but not be large enough to trip a non-ground fault circuit interrupter. (Standard circuit breakers only guard against over-loads and short circuits. They are not designed to protect people from electrical shocks.)



Why GE Self-Test Ground Fault Circuit Interrupters?

Self-test functionality is a UL requirement on all GFCI devices commencing in June of 2015. This variant of the GFCI ensures its ground fault circuitry is functioning properly by automatically running diagnostic testing on a periodic basis. Should a problem be detected, the circuit breaker will trip and will need to be replaced.

When installed in a home's load center, the GE Self-Test GFCI does everything a circuit breaker does and it helps protect people against dangerous electrical shock caused by ground faults. Whenever it detects a ground fault, it almost instantaneously shuts off power, helping to prevent an electrical shock. Self-test functionality is a UL requirement commencing in June of 2015 on all GFCI devices.

Specifications

- 1 or 2 pole
- 15A, 20A or 30A
- 10kAIC or 22kAIC
- 120 Vac or 120/240 Vac
- Wire Range #14-8 AWG CU / #12-8 AWG AL
- UL listed Molded Case Circuit Breakers No. 489

Available June 2015

Catalog Number	Amps	Poles	Volt	Interrupting Rating AIC	Standard Pack
THQL1115GF3	15	1	120 Vac	10k	10
THQL1120GF3	20				
THQL1130GF3	30				
THHQL1115GF3	15	1	120 Vac	22k	10
THHQL1120GF3	20				
THHQL1130GF3	30				
THQL2115GF3	15	2	120/240 Vac	22k	10
THQL2120GF3	20				
THQL2130GF3	30				



Imagination at work

GE
41 Woodford Avenue
Plainville, CT 06062
www.geindustrial.com

* Indicates a trademark of the General Electric Company and/or its subsidiaries.

Information provided is subject to change without notice. Please verify all details with GE. All values are design or typical values when measured under laboratory conditions, and GE makes no warranty or guarantee, express or implied, that such performance will be obtained under end-use conditions.

DET-838 0115

