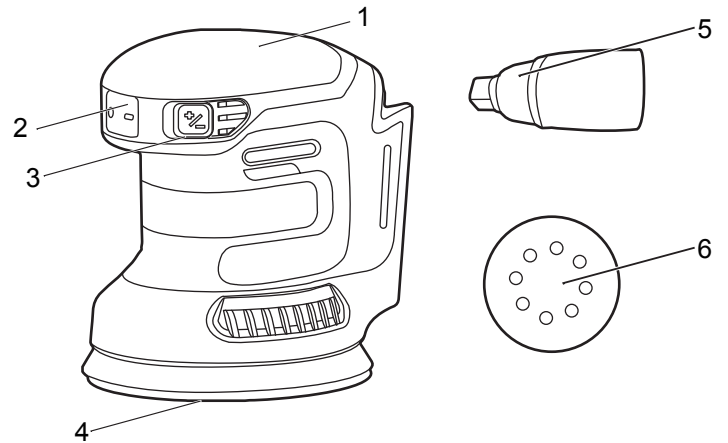
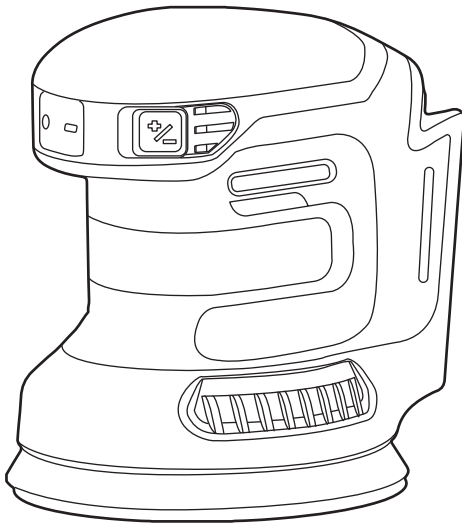


### Quick Start Guide

### ORBIT SANDER



- 1. Rubber comfort grip
- 2. On/Off switch
- 3. 3 speed settings

- 4. Backing pad
- 5. Dust collection bag
- 6. Hook-and-loop sanding disc

Depending on the model purchased, packaging will contain different accessories and parts.  
Refer to the package for more details.

# greenworks®



Europe  
[www.greenworkstools.eu](http://www.greenworkstools.eu)



USA  
[www.greenworkstools.com](http://www.greenworkstools.com)



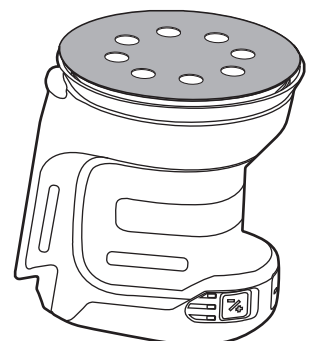
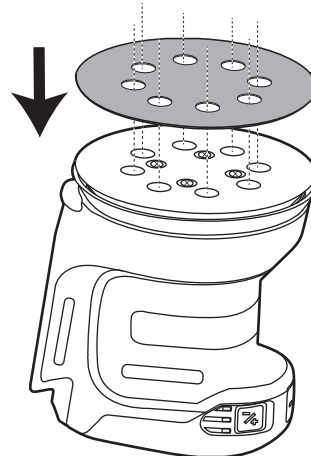
Canada  
[www.greenworkstools.ca](http://www.greenworkstools.ca)

P0804790-00 Rev B

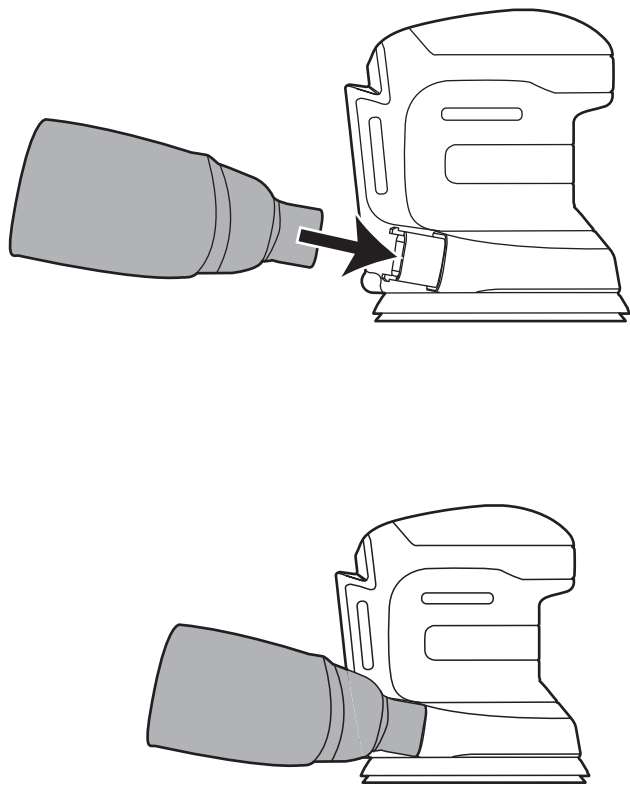
## INSTALLATION

2

Attach the hook-and-loop sanding disc



### Install the dust collection bag assmebly

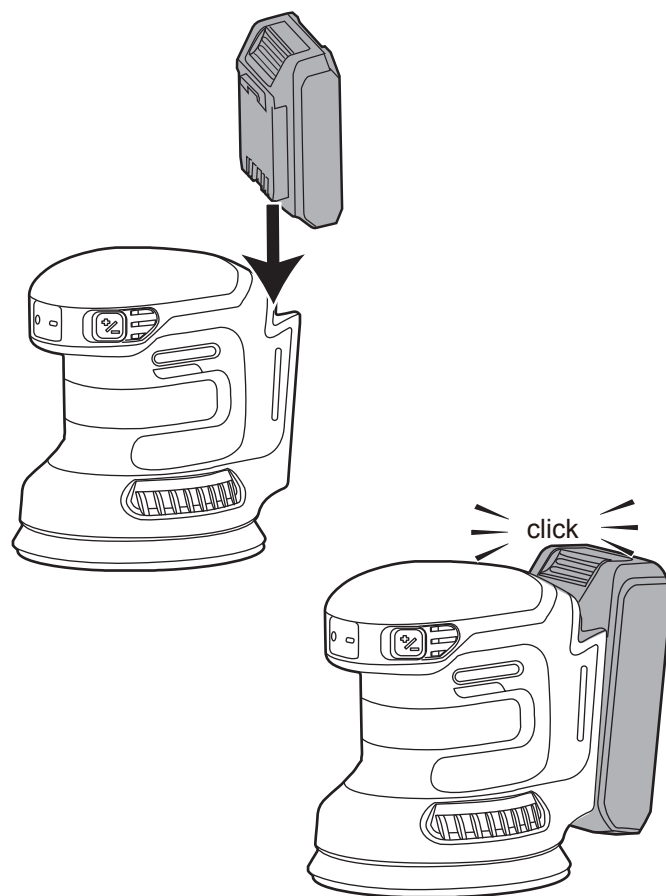


3

## OPERATION

### Install the battery pack

4



### Start the machine

5

## MAINTENANCE

### Empty the dust collection bag

6



Press the speed button to adjust the speed.

