CATALOG	PAM2010R --

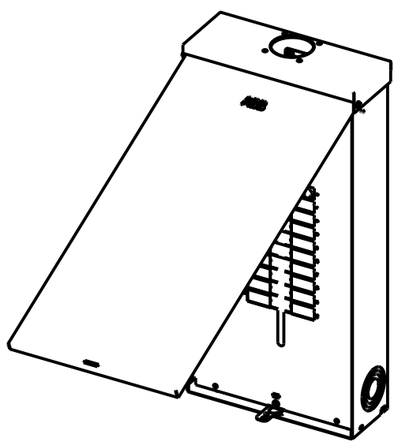

SPECIFICATION

Service Voltage	120/240V AC, 1 Phase 3 Wire 208Y/120V AC, 1 Phase 3 Wire
Panelboard Amperage	100A Maximum
Short- Circuit Current Rating	100kA @ 240V AC Maximum
Rated Frequency	60Hz
Enclosure Rating	Outdoor (Type 3R - UL50E)
Main Device	Circuit Breaker
Main Device Rating	100A Maximum
Busbar Rating and Material	100A Aluminum
Branch Circuit Breaker Rating	100A Maximum
Sum of Circuit Breaker Rating	100A Maximum per Stab
Number of Spaces	20 Spaces Maximum
Number of Circuits	40 Circuits Maximum
Standard Listing	UL67 (E21790)
SUITABLE FOR USE AS SERVICE EQUIPMENT	

RAINTIGHT HUBS

3/4" Dia.	1" Dia.	1-1/4" Dia.	1-1/2" Dia.	2" Dia.	2-1/2" Dia.
TC75	TC100	TC125	TC150	TC200	TC250

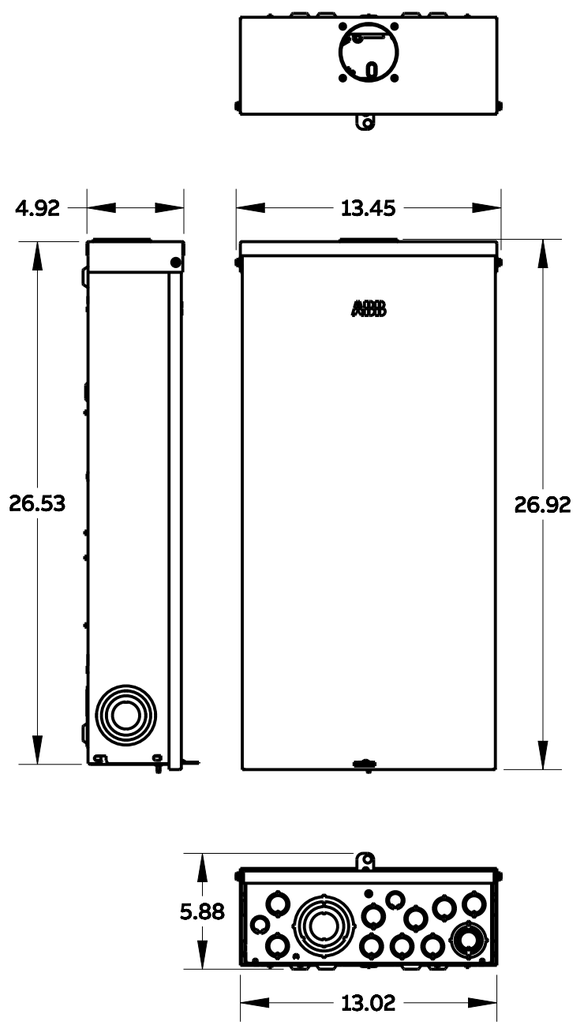

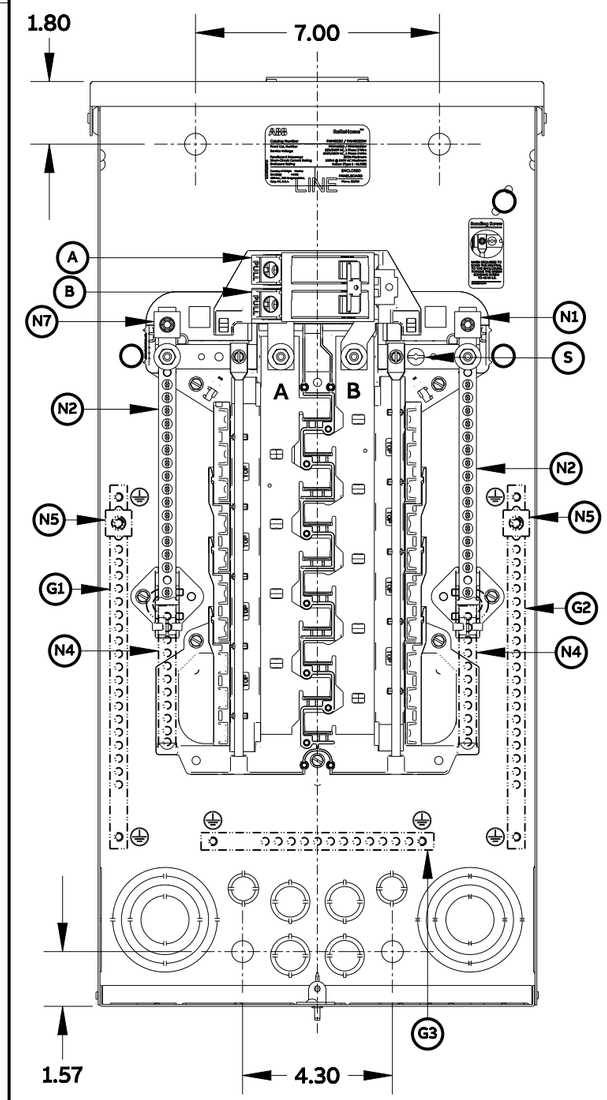

REPLACEMENT / ACCESSORIES KIT

TQLFP1	1" Front Filler plates	--
PTHQLRK2	Circuit Breaker Hold-down kit END	1TQC163000Z0114
PTHQLRK1	Circuit Breaker Hold-down kit	1TQC163000Z0113
PD60	Circuit Directory	1TQC163000Z0115
THP100	Padlocking - THQL	--
THP100E	Padlocking - AFCI/GFCI	--
THQLSURGE2	Type 1 plug-on SPD	--
THQMH100F	100A Main Circuit Breaker Kit	--
THQLSB	Service Entrance Barrier THQL	DEH0003780
--	--	--
--	--	--
--	--	--
--	--	--
PBS	Bond Screw Kit	1TQC163000Z0121
PGENLCK12	Generator Interlock kit 125A	1TQC163000Z0112
--	--	--
TCCP	Closing Cap	--
--	--	--
--	--	--

TORQUE

Terminal#	Terminal Name	Installed/ Cat.Number	Wire Size	Drive	Torque LB-IN
A & B	Main Circuit Breaker	Factory Installed	#4 – 1/0 Cu-Al	Slotted	45
N1	Neutral Lug	Factory Installed	(1) #6-2/0 Cu/Al	Internal Hex	120
N7	Neutral Lug	Factory Installed	(1) #6-2/0 Cu/Al	Internal Hex	120
N2	Neutral Bar	Factory Installed	See Below for Table 1		
N3	Neutral Bar	N/A			
N4	Neutral Bar	PNEUEXTSM			
G1	Ground Bar	TGK24			
G2	Ground Bar	TGK24			
G3	Ground Bar	TGK12			
G4	Ground Lug	N/A	N/A	N/A	N/A
C & D	Feed Thru Lug	N/A	N/A	N/A	N/A
N5	Ground/ Neutral Lug	TNLK20	(1) #6-2/0 Cu/AL	Internal Hex	120
N6		N/A	N/A	N/A	N/A
N5/N6		TNLK250	(1) #1-300 Cu/AL	Internal Hex	200
--	--	--	--	--	--
--	--	--	--	--	--
S	Bonding Screw	Installed	N/A	Slotted/ Robertson	40

When used as service equipment,
all unused neutral terminals may be used for equipment ground conductors.

Table 1 : GROUND/NEUTRAL Bar Terminal
Wire size (AWG/KCMIL) & Torque

Conductor for Ground/Neutral Bar Terminal

Solid		Stranded		Drive	Torque Lb-in
CU	AL	CU	AL		
(1) 14	-	(1) 14	-	Slotted/ Robertson	15
-	(1) 12	-	(1) 12		15
(1) 12	-	(1) 12	-		20
(1) 10		(1) 10			20
-	-	(1) 8		Robertson	40
-	-	(1) 6-4			45
Multiple Conductor for Ground/Neutral Bar Terminal					
(1) 10 & (1) 12		-	-	Slotted/ Robertson	30
(1) 10 & (1) 14	-	(1) 10 & (1) 14	-		30
(2) 10 & (1) 14	-	-	-		30
(1) 12 & (1) 14	-	-	-		30
-	(2) 10 & (1) 12	-	(2) 10 & (1) 12		30

KNOCKOUTS

1.5" - 2"- 2.5"	1"-1.5"-2"-2.5"	0.5"-0.75"-1"-1.25"	0.5"-0.75"	375" - 0.5"	0.281"
X4	X1	X1	X11	X6	X1

ABB | ReliaHome™
P - Series

DRAWING NUMBER	Mod	Rev	Units
1TQC163300E0089	01	G	Inches