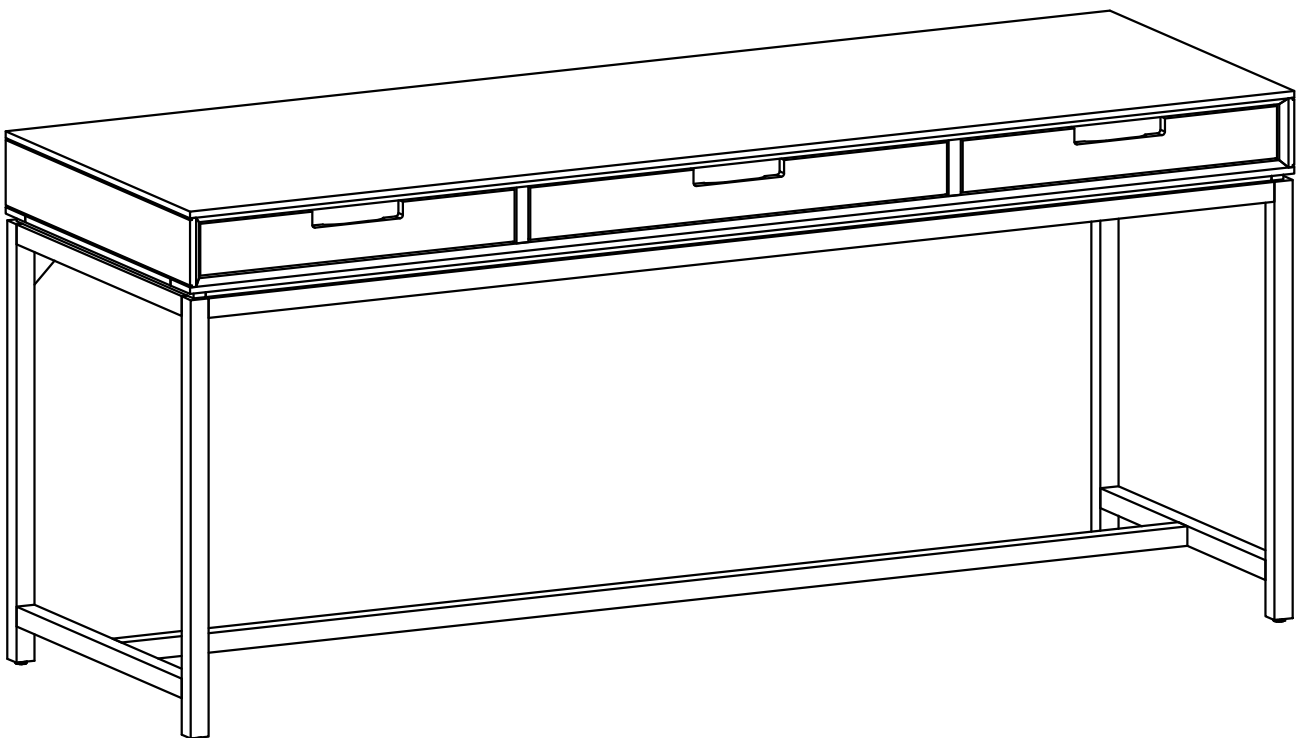


BANTING / DEVLIN / ARGYLE

---

MID CENTURY WIDE DESK

MODEL # AXCBAN-09W





Questions, problems, assembly help, missing parts?

No need to return the product, we will gladly help and ship your  
replacement parts free of charge

Please call Customer Service at 1-866-518-0120 ext. 262

Monday to Friday between 9 am –4 pm EST

or go to

[www.simpli-home.com/parts request](http://www.simpli-home.com/parts request)

In order to assist you in a timely manner, please have the following  
information ready:

Model # \_\_\_\_\_ Part Number or Letter \_\_\_\_\_

Purchased at \_\_\_\_\_ Date of Purchase \_\_\_\_\_

If you wish to return the product, please contact the retailer where the  
product was purchased.

**IMPORTANT :** Please read this manual carefully before beginning assembly of this product. Keep this manual for future reference.

## SAFETY INFORMATION

Identify all the parts and hardware. Do not discard of the packaging until you have checked that you have all of the parts and hardware required. Hardware package may have spare parts.

**WARNING:** This item contains small parts which can be swallowed by children and pets. Keep children and pets away during assembly. To avoid danger of suffocation, always keep plastic bags away from children and pets. We recommend that you assemble this unit on a carpeted floor to avoid scratches. If using power tools, set the tool to low torque to avoid damage.

**May require 2 people for ease of assembly.**

**IMPORTANT :** Keep this manual for future reference.

## CARE and MAINTENANCE

**This furniture is designed for indoor use.**

Damage to furniture can come from temperature changes in relative humidity (RH) in our homes. Humid air oxidizes metal which results in rusting, corrosion, tarnishing and roughness. Wood absorbs water as relative humidity rises and falls, and in doing so it swells and shrinks.

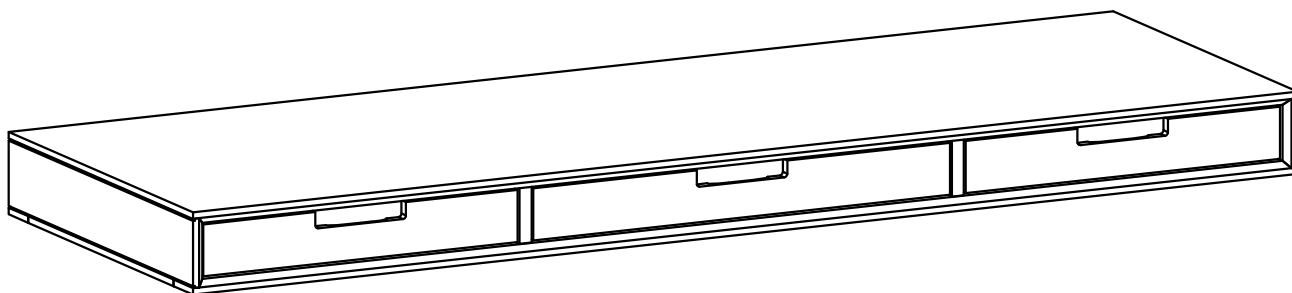
To protect against the humidity effect, the metal is powder coated. The powder coat layer protects the metal from oxidizing, corrosion, tarnishing and scratching and keeps it looking good for years to come. The wood is sealed and lacquered to protect against humidity.

**To help protect your furniture, follow these steps:**

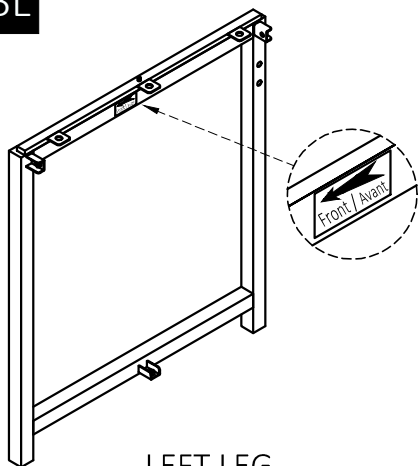
- Use a humidifier, preferably one with an automatic control system that can sense the humidity level and adjust itself accordingly.
- Dust with soft dry cloth.
- Wipe up spills promptly. Clean with a dry cloth.
- Do not use abrasive cleaners, chemical solvents, strong detergents, cleaners with bleach, and furniture polish.
- Use soft felt base coasters, placemats to help prevent scratches.
- Keep furniture out of direct sunlight, which can cause cracking or roughness on the protective layer.
- If it can be avoided, do not put furniture near heating vents. Keep the furniture 3 to 4 inches away from the wall, giving heat and air space to circulate.

## PART DESCRIPTION

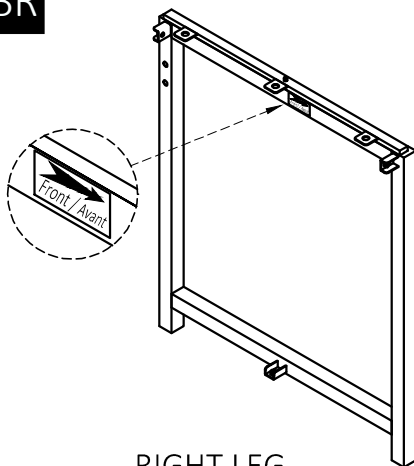
A

TOP  
QTY 1

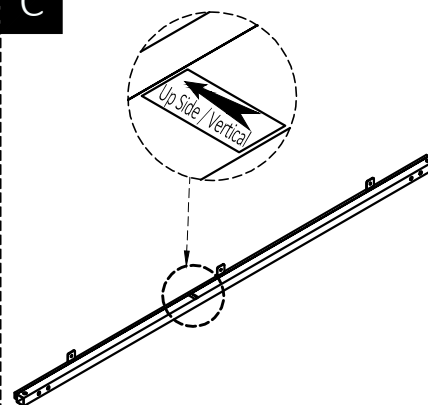
BL

LEFT LEG  
QTY 1

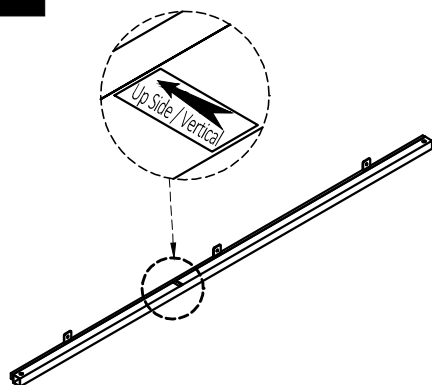
BR

RIGHT LEG  
QTY 1

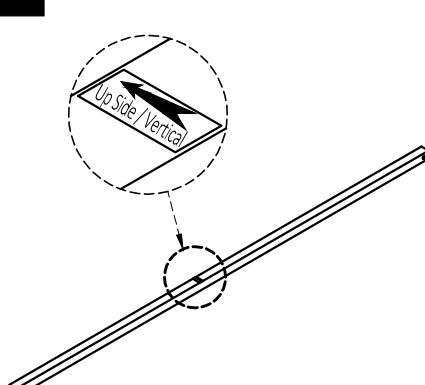
C

LEG BACK CONNECTOR  
QTY 1

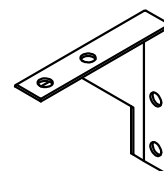
D

LEG FRONT CONNECTOR  
QTY 1

E

LEG LOWER CONNECTOR  
QTY 1


F

LEG SUPPORTER  
QTY 2

**NEED HELP?** For help with assembly or if you are missing a part,  
Please call customer service at 1-866-518-0120 ext. 262 (9 am to 4 pm EST)

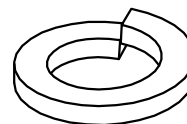
## HARDWARE DESCRIPTION

1



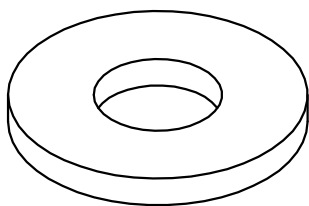
ALLEN KEY BOLT  
M6 x 15 mm  
QTY 20

2




LOCK WASHER  
Ø10 / Ø6.5 x 1.5 mm  
QTY 20

3



WASHER  
Ø16 / Ø6.5 x 1.5 mm  
QTY 26

4

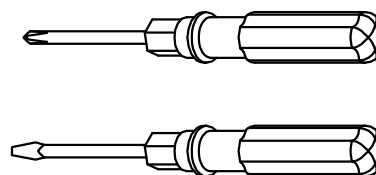


PHILLIPS SCREW ROUND HEAD  
M4 X 15mm  
QTY 6

5

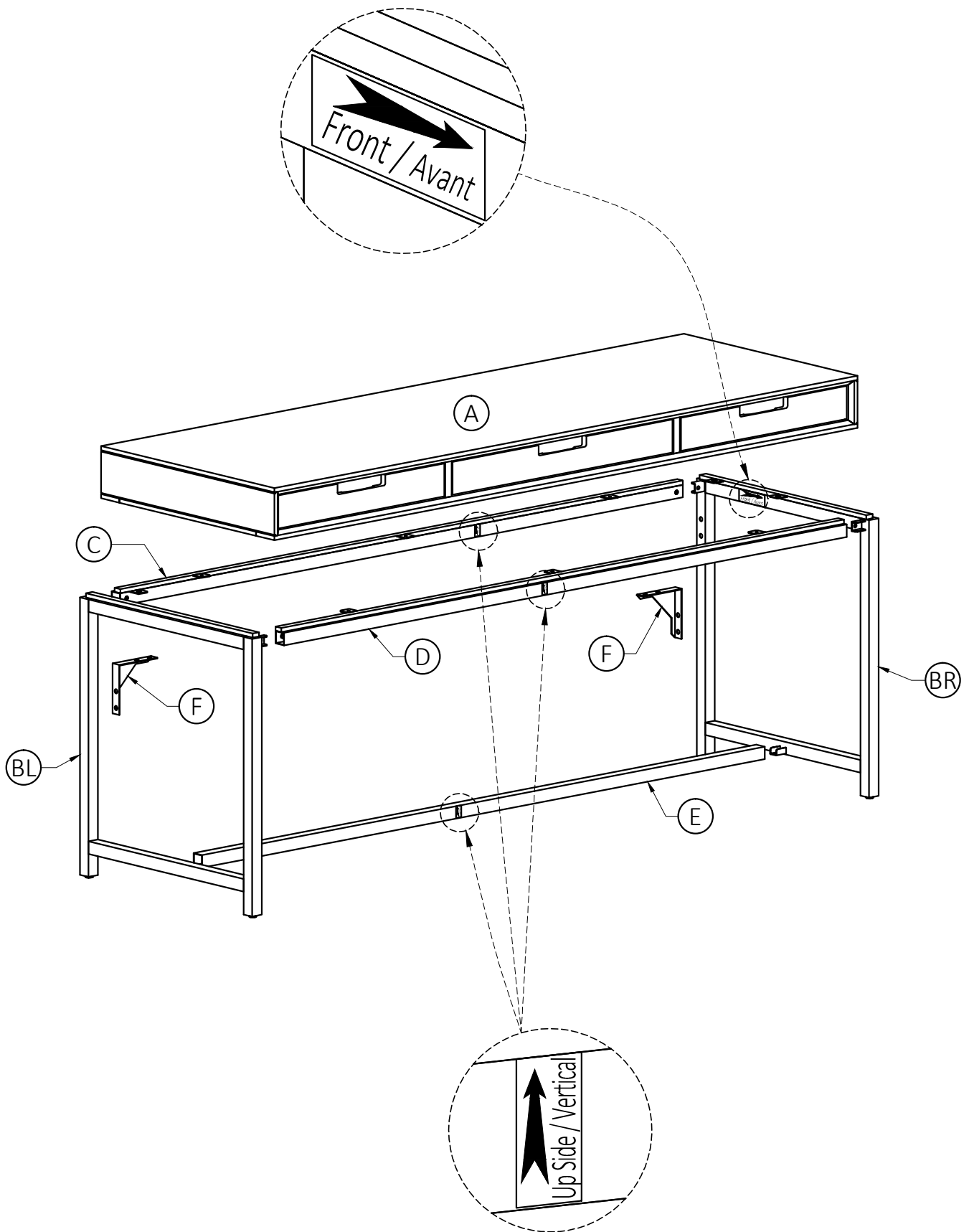


ALLEN KEY  
QTY 1

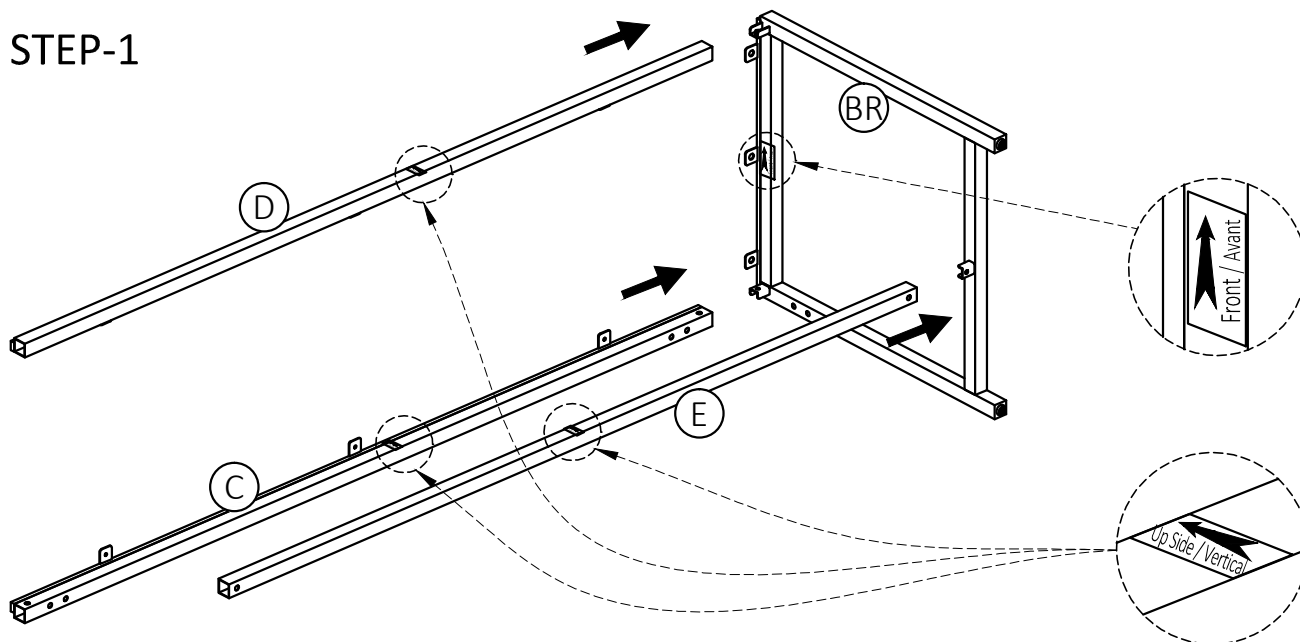


Required -  
Flathead screwdriver  
Phillips screwdriver  
**Not Included**

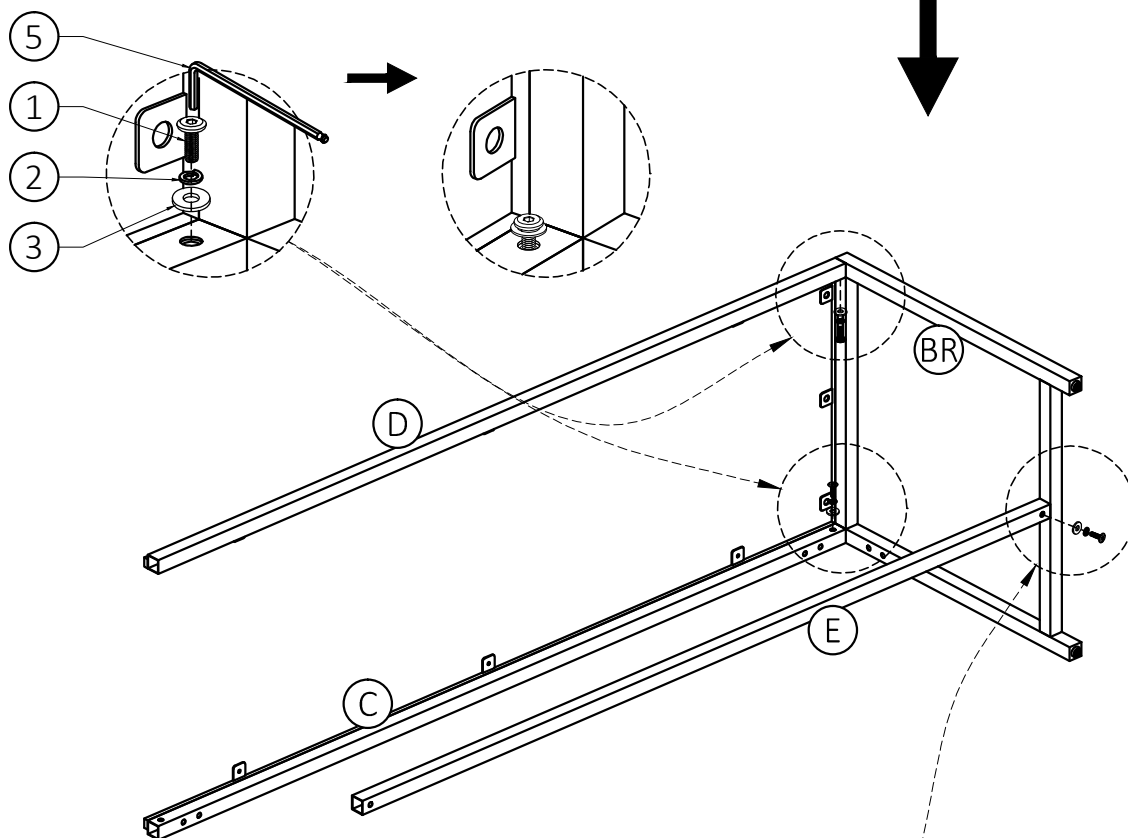
**NEED HELP?** For help with assembly or if you are missing a part,  
Please call customer service at 1-866-518-0120 ext. 262 (9 am to 4 pm EST)



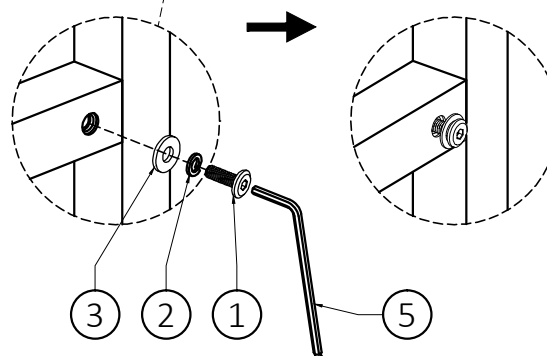
## STEP-1



1. Align Parts (C), (D) and (E) to Right Leg (BR).

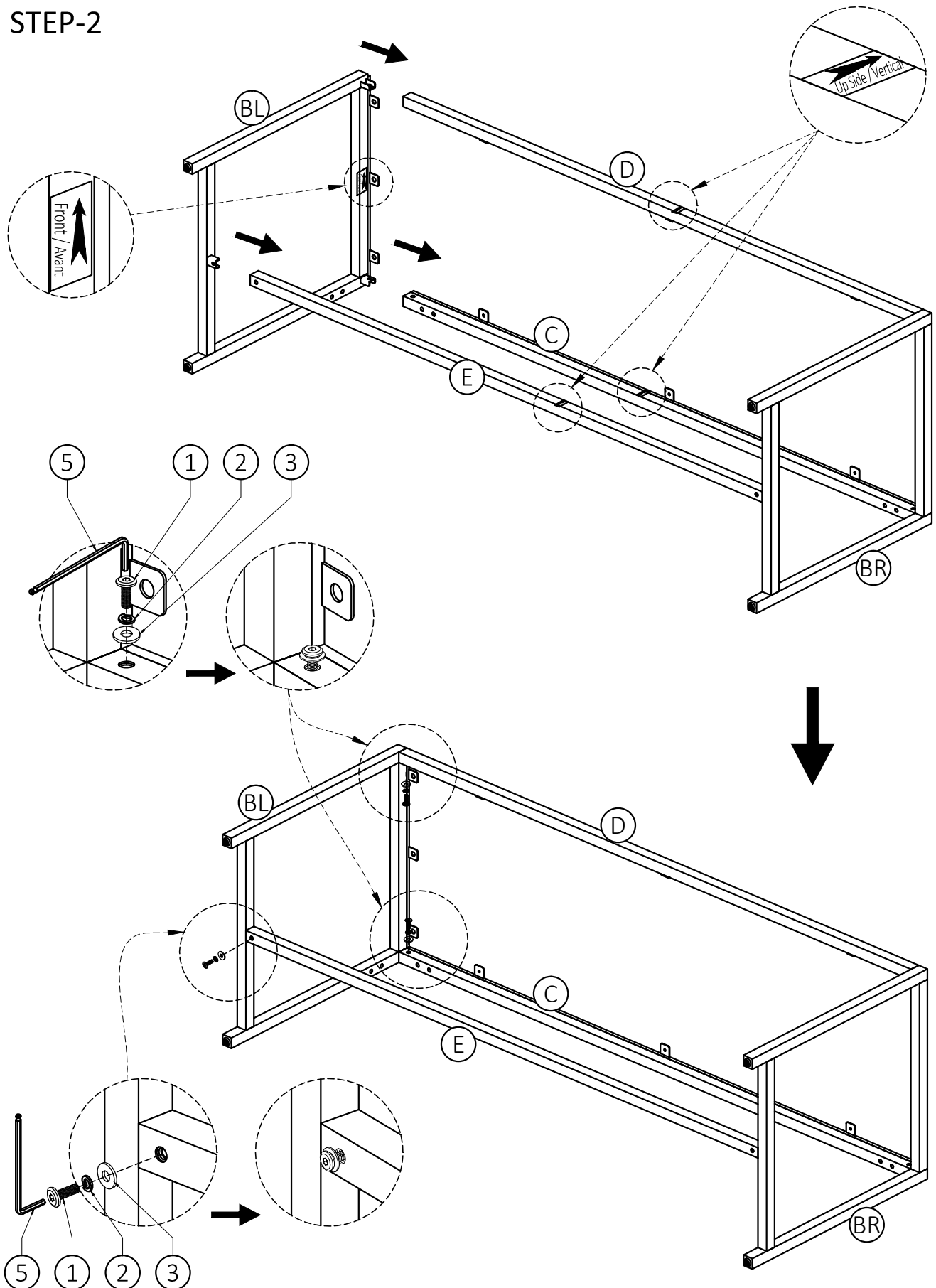


2. Use one Bolt (1), one Lock Washer (2) and one Washer (3) to secure each part (C), (D), (E) with (BR).
3. Use Allen Key (5) to tighten Bolts. Do not over-tighten.



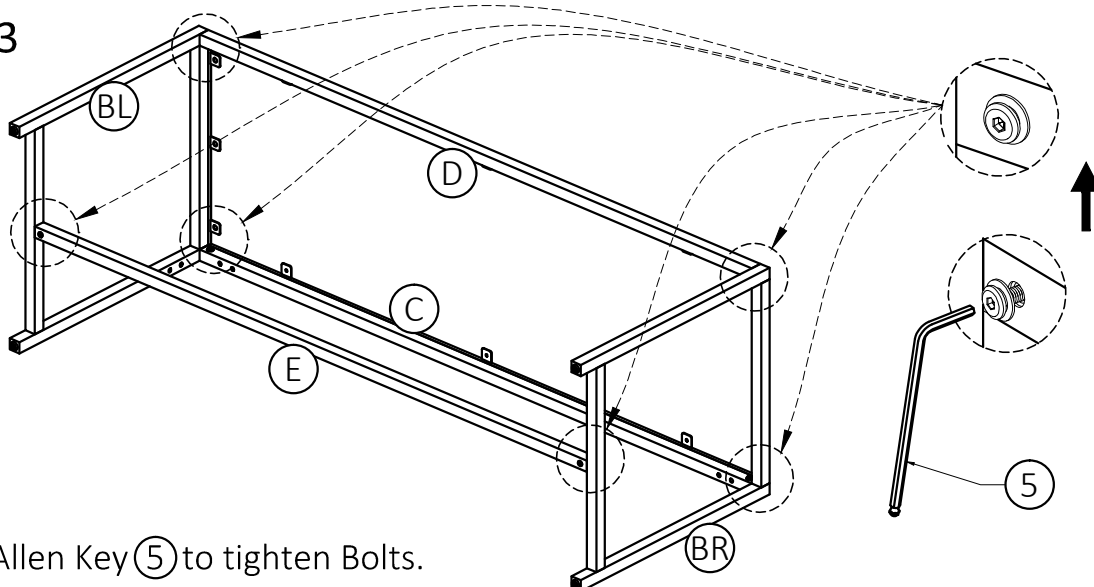


## STEP-2



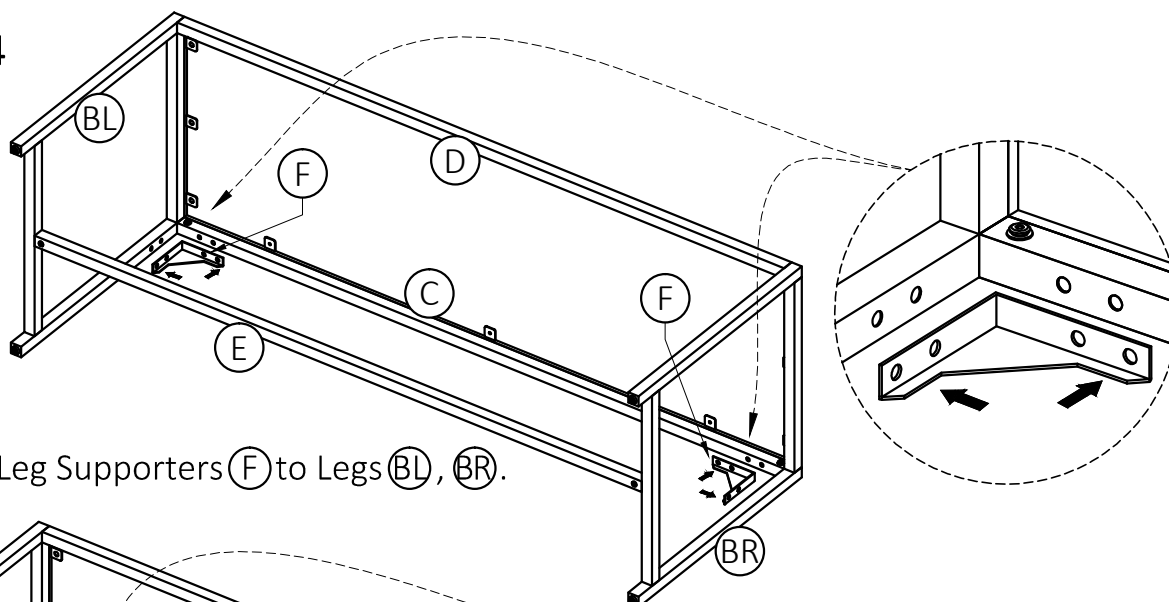
1. Repeat Step-1 for Left Leg (BL).

STEP-3

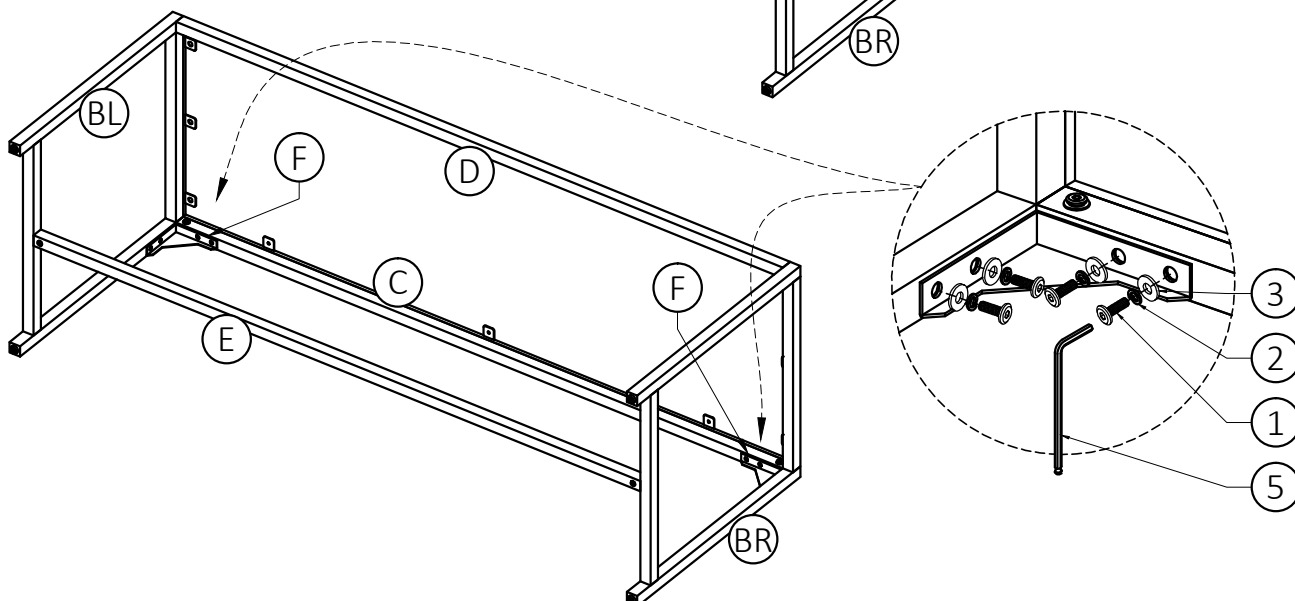


1. Use Allen Key (5) to tighten Bolts.

STEP-4

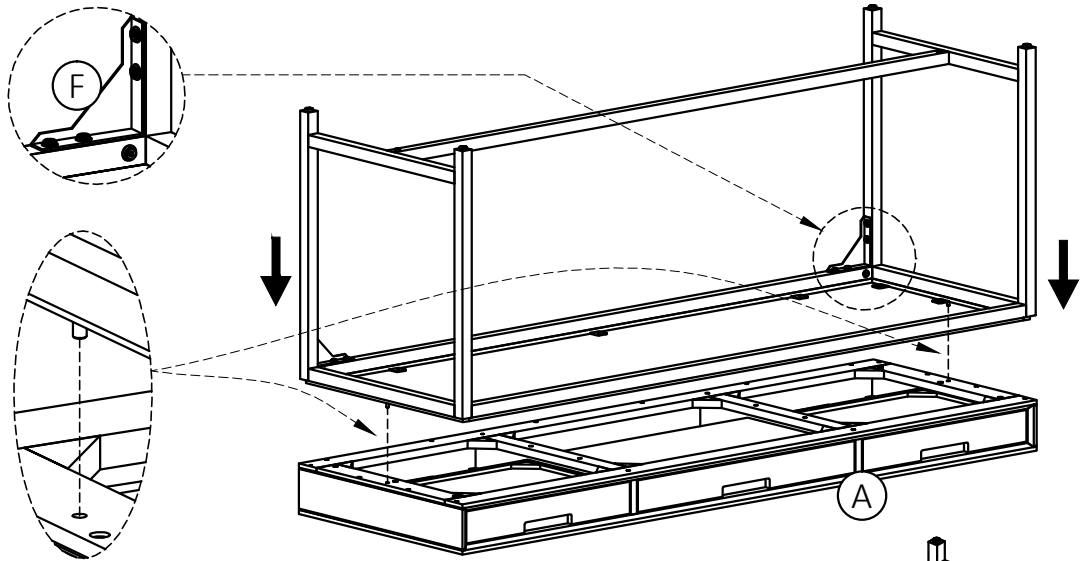


1. Align Leg Supporters (F) to Legs (BL, BR).

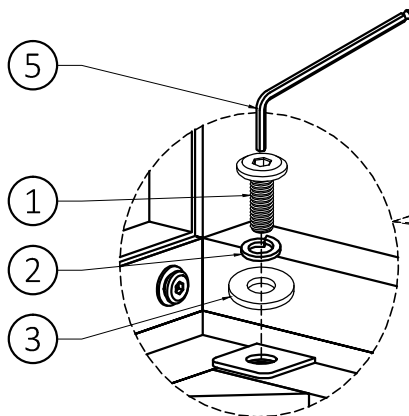


2. Use four Bolts (1), four Lock Washers (2) and four Washers (3) to secure each part (F) with (BL, BR).  
3. Use Allen Key (5) to tighten Bolts.

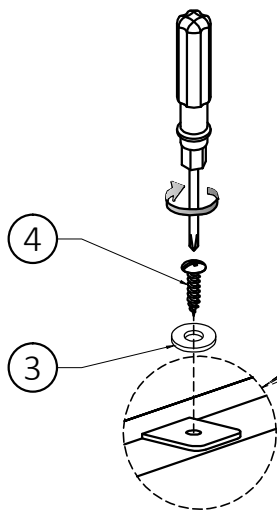
## STEP-5



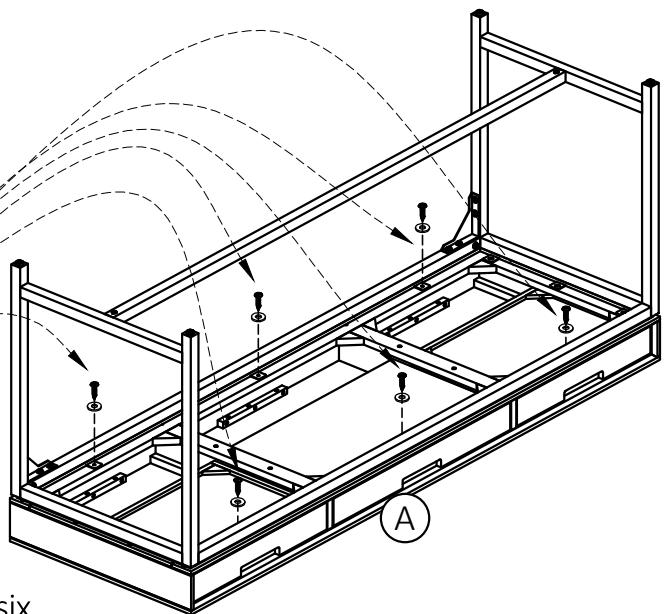
1. Attach the assembled metal frame to Top (A).



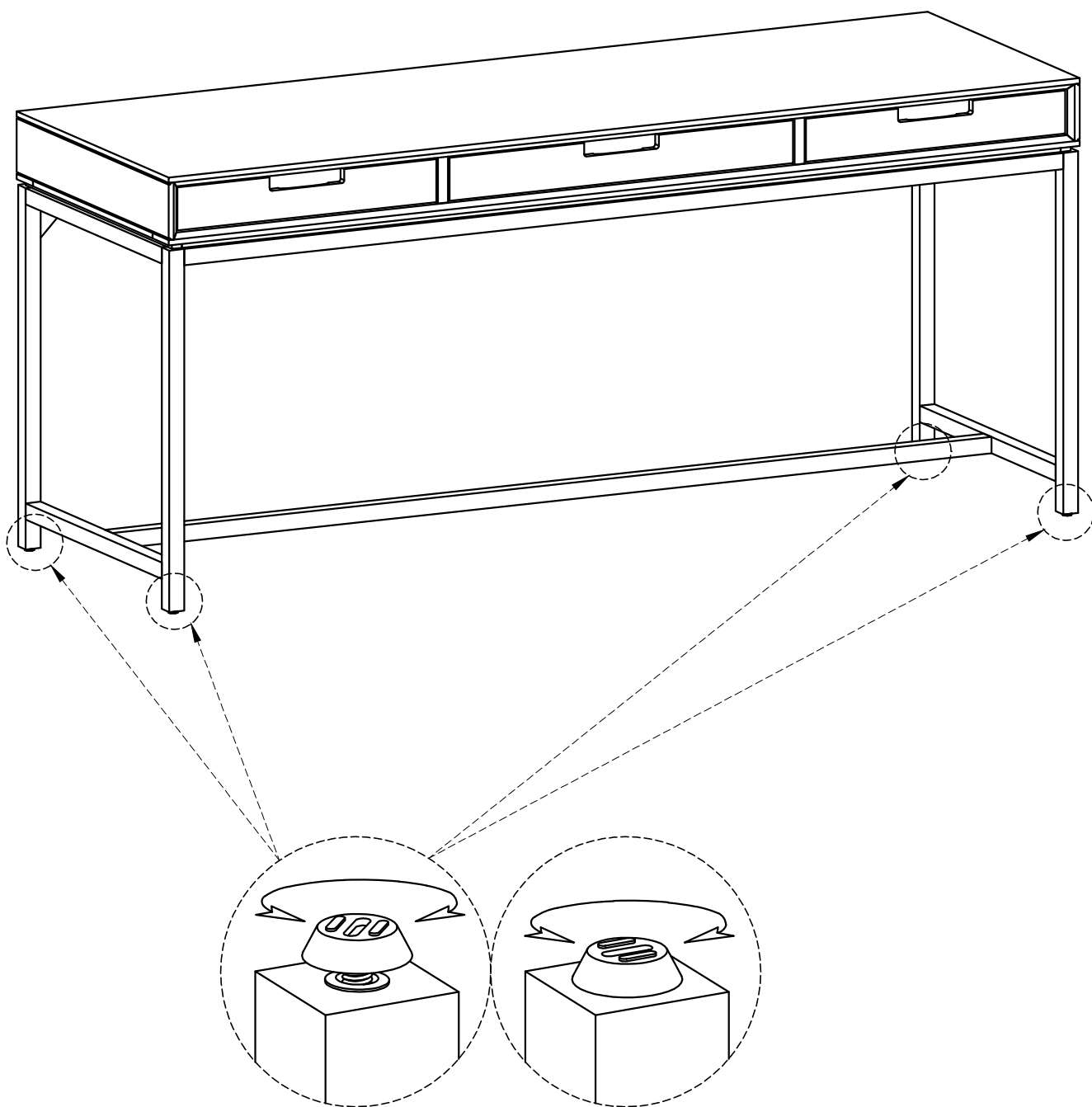
2. Use six Bolts (1), six Lock Washers (2) and six Washers (3) to secure metal frame and Top (A).
3. Use Allen Key (5) to tighten Bolts.



4. Use six Phillips Screws Round Head (4) and six Washers (3) to secure Top (A) and metal frame.
5. Use Phillips screwdriver to snugly tighten Screws.



## STEP-6



**Note:** Levelers on bottom of legs can be adjusted if floor is uneven.

## WARRANTY

Thank you for purchasing a Simpli Home – Wyndenhall – Brooklyn + Max product. These products have been made to demanding, high-quality standards and are guaranteed for domestic use against manufacturing faults for a period of 12 months from the date of purchase. This warranty does not affect your statutory rights.

In case of any malfunction of your product (failure, missing parts, etc.) please contact us at our toll free service line at 1-866-518-0120 ext. 262 from 9 am to 4 pm, Monday to Friday, Eastern Standard Time or by email at [customerservice@simpli-home.com](mailto:customerservice@simpli-home.com).

We reserve the right to repair or replace the defective product, at its discretion.

This product is guaranteed for 12 months if used for normal purposes. Any warranty is invalid if the product has been overloaded or subject to neglect, improper use or an attempted repair by other than an authorized agent. Heavy-duty or daily professional/commercial usage are not guaranteed.

Due to continuous product improvement, we reserve the right to change the product specifications without prior notice.