




STUPELL
HOME DECOR

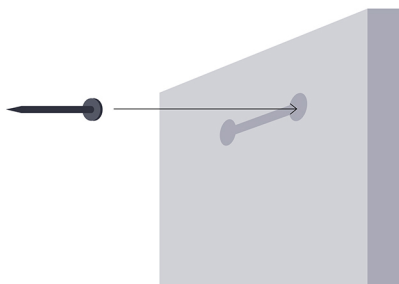
HANGING GUIDE

WALL PLAQUE

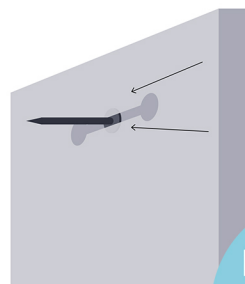
On the back of the plaque is a pre-drilled slot with two circular openings.



Place a wide head nail or screw in the wall,
then place one of the openings over it.



Then simply use the slot to
move and center the plaque.



hardware
free
hanging