


ASSEMBLY INSTRUCTIONS

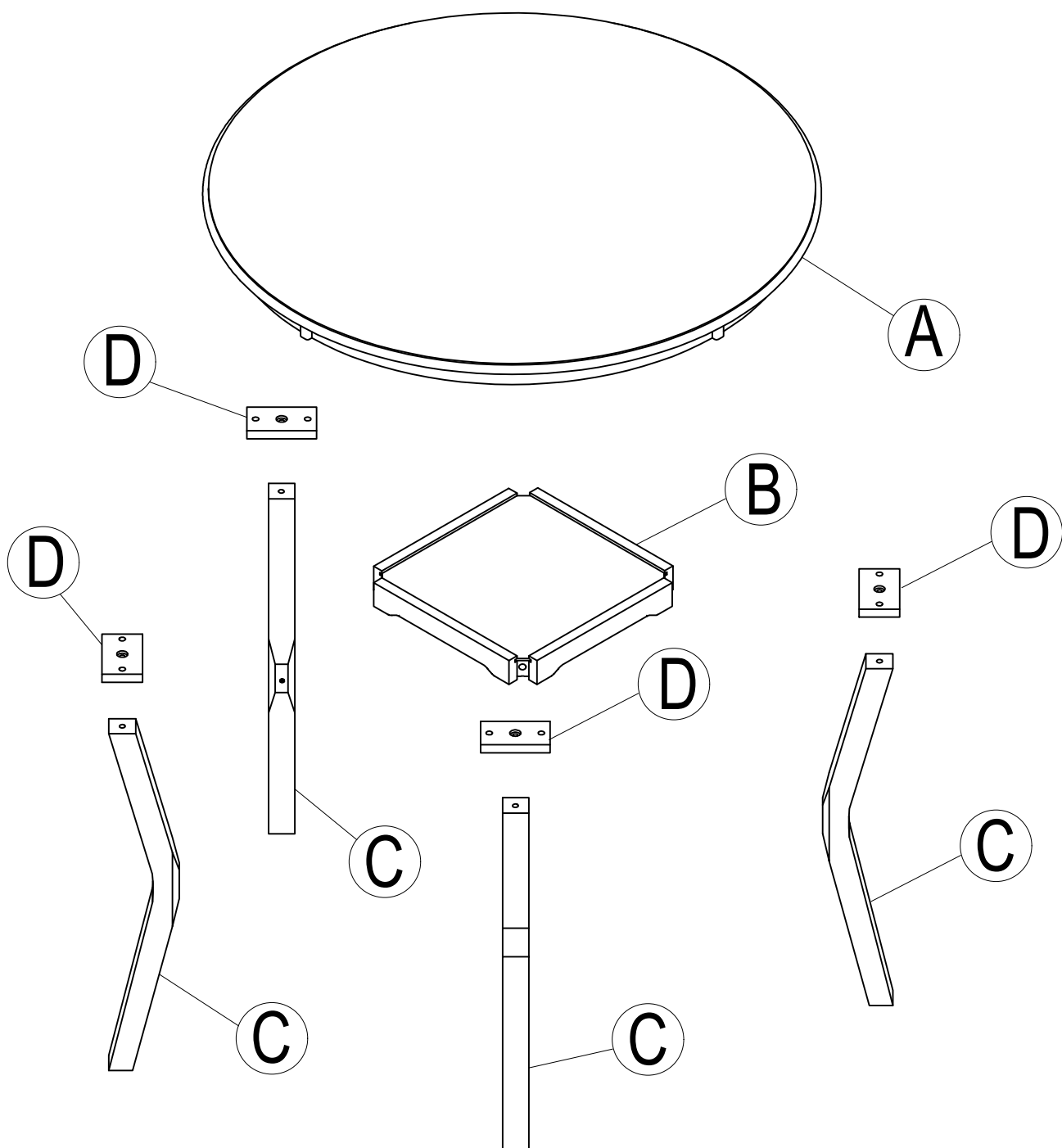
ITEM NO. WF198845AAP

If you have any questions, please feel free to contact us.
Email: lowes.team@qualfurn.net



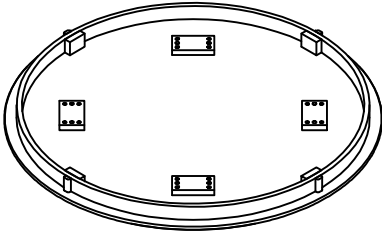
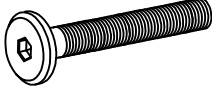
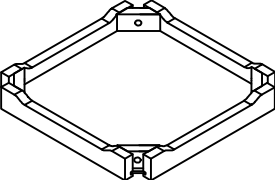



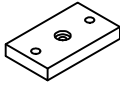

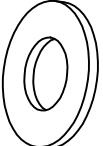

IMPORTANT NOTE :

- ① PLACE ALL PARTS ON A CLEAN AND SMOOTH SURFACE SUCH AS A RUG OR CARPET TO AVOID THE PARTS FROM BEING SCRATCHED.
- ② BEFORE YOU BEGIN,KINDLY FOLLOW THE ASSEMBLY INSTRUCTIONS STEP BY STEP.
- ③ DO NOT TIGHTEN ALL SCREWS AND BOLTS UNTIL THE CHAIR IS FULLY SET-UP.

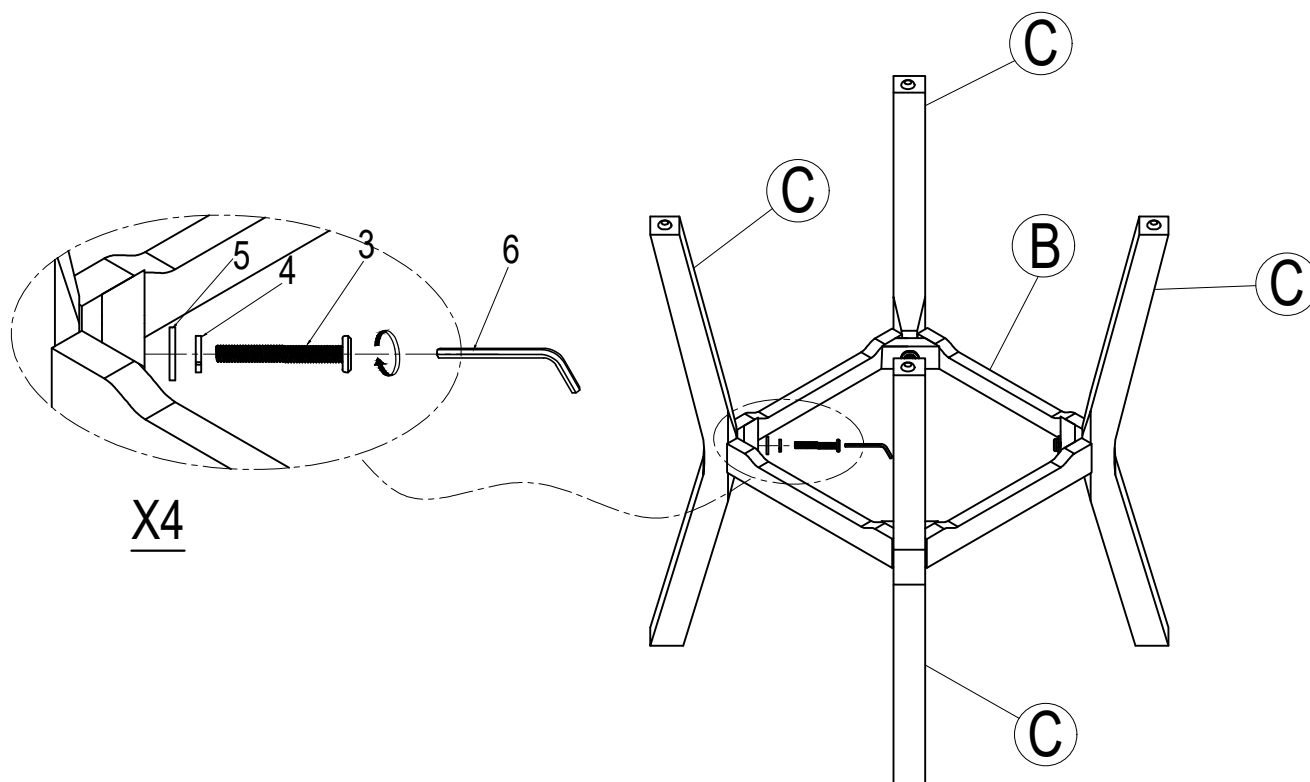


Part List

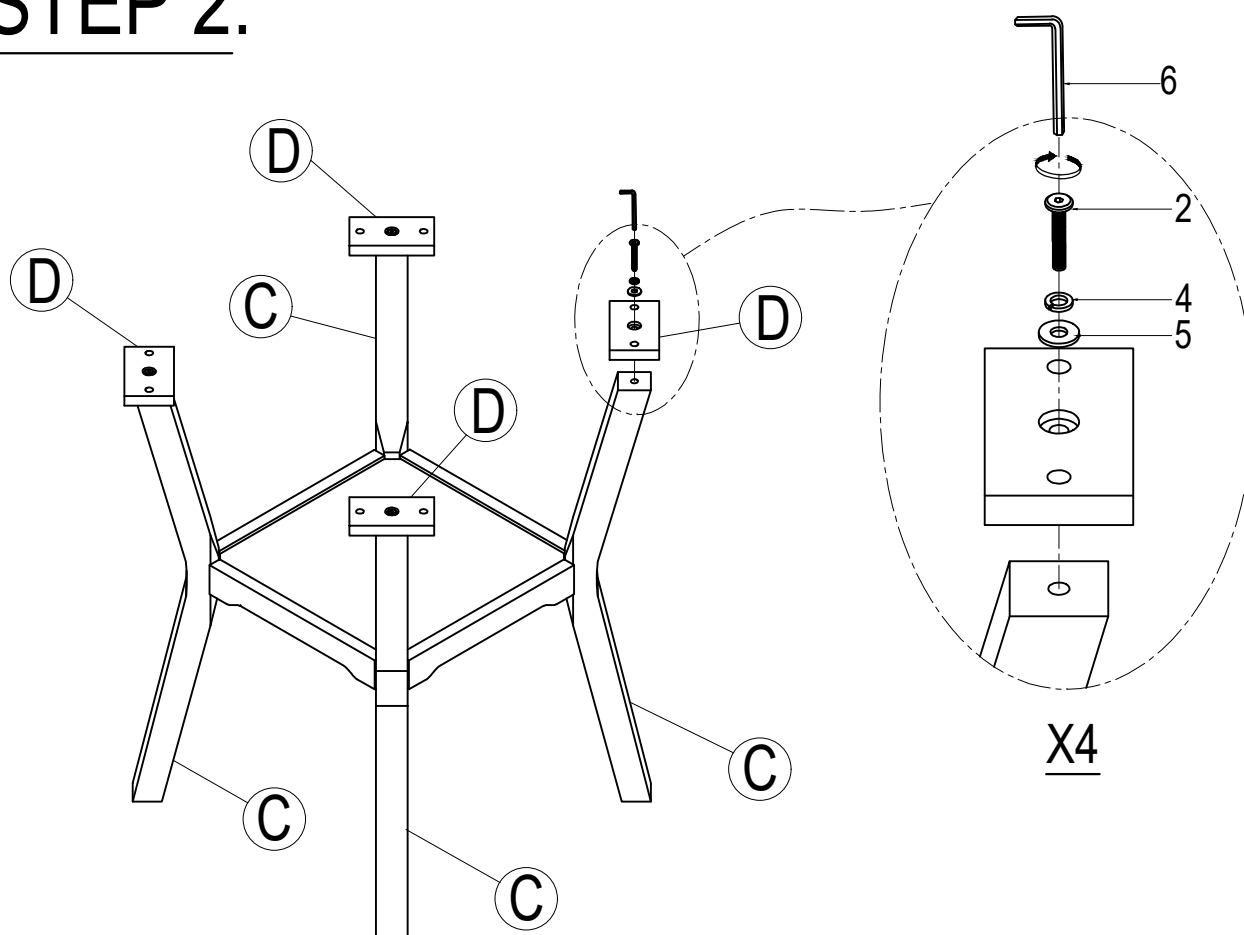
Hardware List

<p>A</p> 	<p>1</p>  <p>Ø 1/4" x 25mm</p>
<p>TOP TABLE (1pc)</p>	<p>BOLT (8pcs)</p>
<p>B</p> 	<p>2</p>  <p>Ø 5/16" x 35mm</p>
<p>TABLE SHELVES(1pc)</p>	<p>BOLT (4pcs)</p>
<p>C</p> 	<p>3</p>  <p>Ø 5/16" x 50mm</p>
<p>LEG TABLE (4pcs)</p>	<p>BOLT (4pcs)</p>
<p>D</p> 	<p>4</p>  <p>Ø5/16" x 13mm</p>
<p>TABLE LEG BASE PANEL(4pcs)</p>	<p>FLAT WASHER (16pcs)</p>
	<p>5</p>  <p>Ø5/16" x 19mm</p>
	<p>LOCK WASHER (16pcs)</p>
	<p>6</p>  <p>4mm</p>
	<p>ALLEN KEY (1pc)</p>

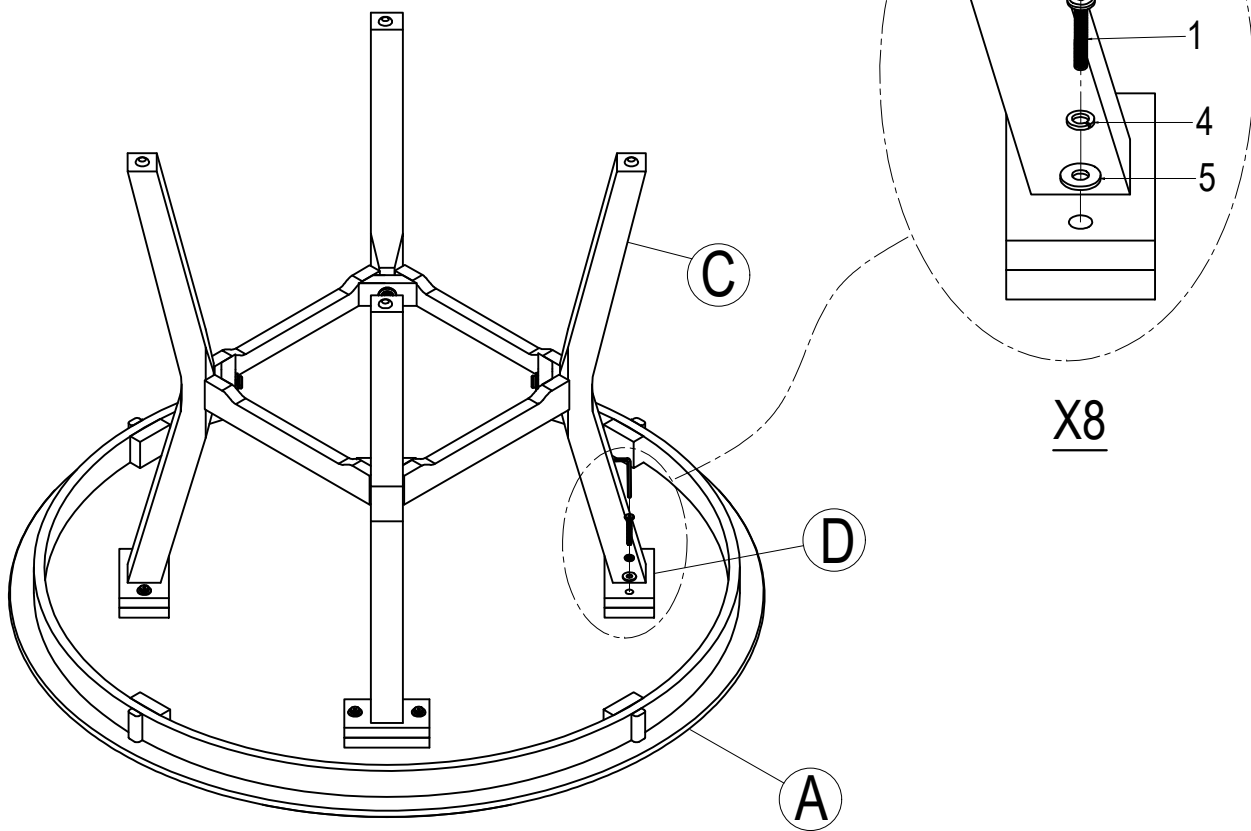
STEP 1:



STEP 2:




STEP 3:



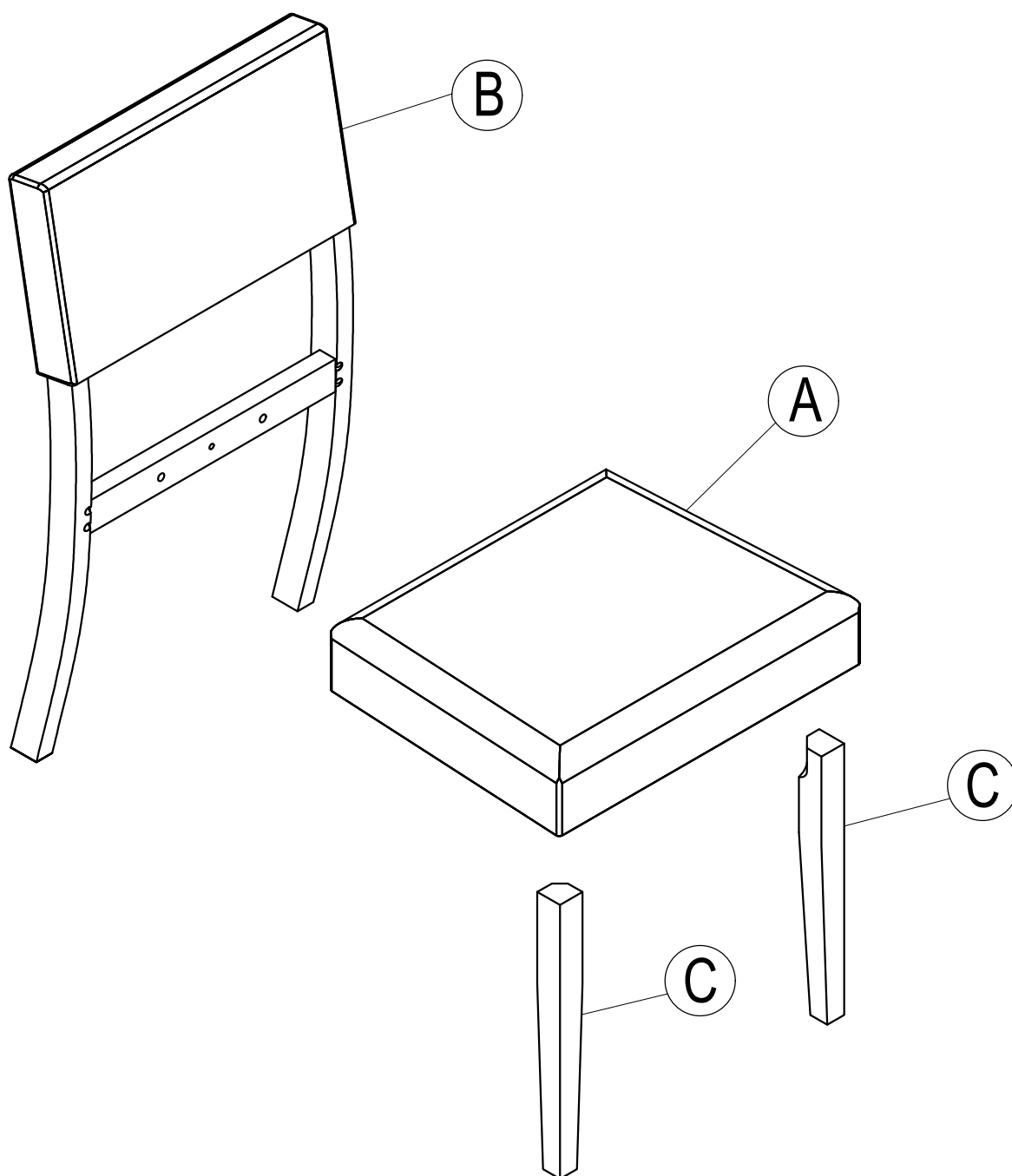
ASSEMBLY INSTRUCTIONS

ITEM NO. WF198846AAA



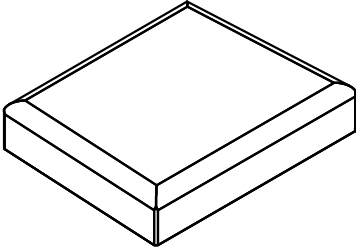
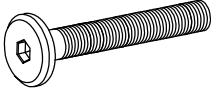
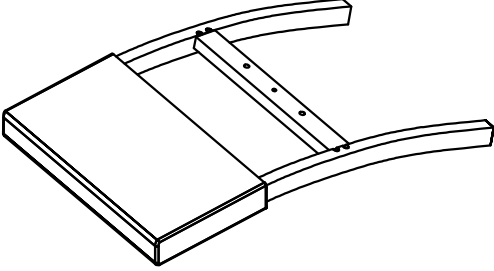
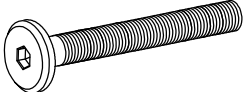
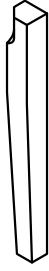
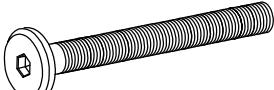

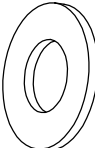

IMPORTANT NOTE :

- ① PLACE ALL PARTS ON A CLEAN AND SMOOTH SURFACE SUCH AS A RUG OR CARPET TO AVOID THE PARTS FROM BEING SCRATCHED.
- ② BEFORE YOU BEGIN,KINDLY FOLLOW THE ASSEMBLY INSTRUCTIONS STEP BY STEP.
- ③ DO NOT TIGHTEN ALL SCREWS AND BOLTS UNTIL THE CHAIR IS FULLY SET-UP.

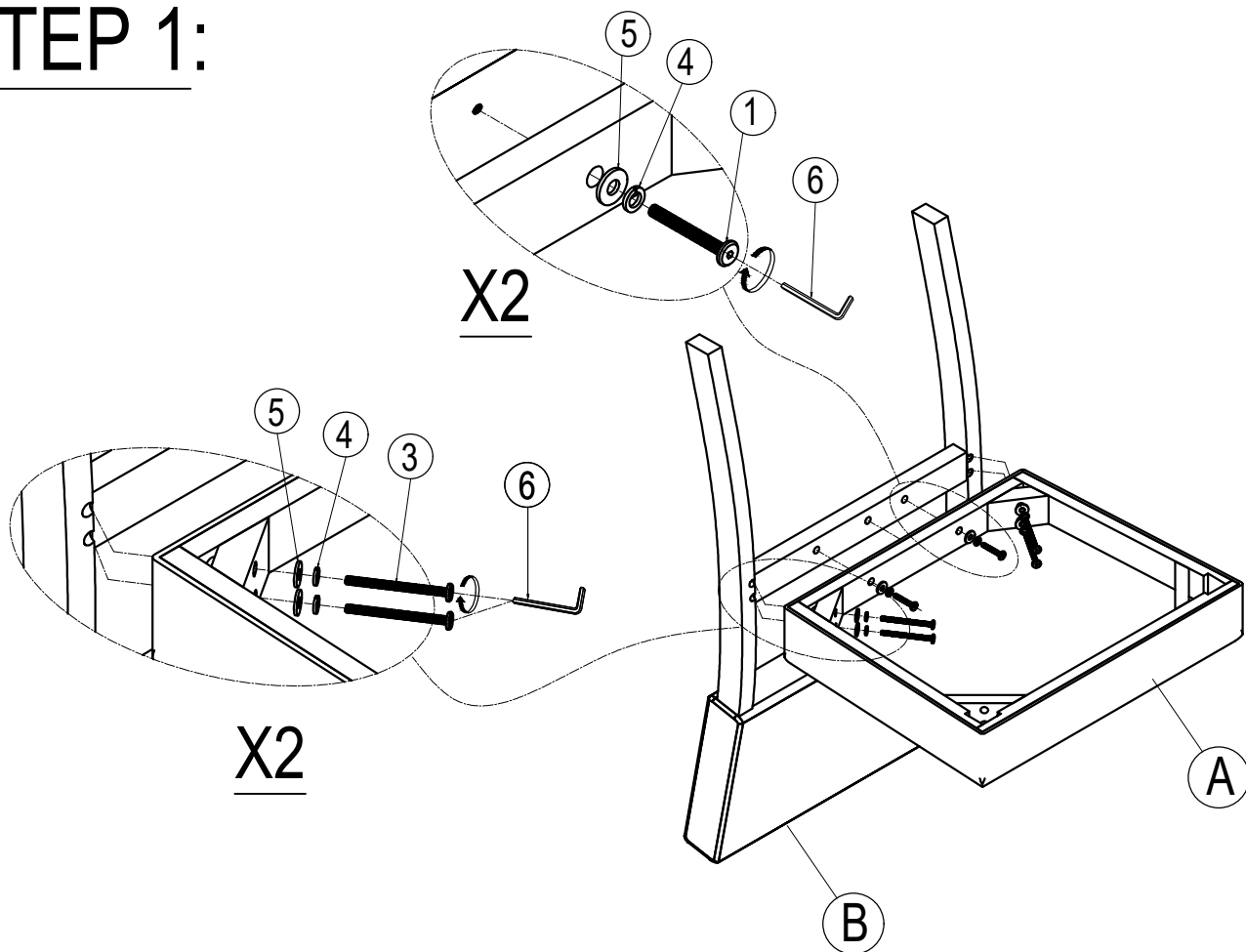


Part List

Hardware List

<div data-bbox="71 306 140 369">A</div> 	<div data-bbox="802 306 871 369">1</div>  <p>Ø 1/4" x 40mm</p>
<p>SEAT CHAIR (4pcs)</p>	<p>BOLT (8pcs)</p>
<div data-bbox="71 799 140 862">B</div> 	<div data-bbox="802 642 871 705">2</div>  <p>Ø 1/4" x 50mm</p>
<p>BACK CHAIR (4pcs)</p>	<p>BOLT (16pcs)</p>
<div data-bbox="71 1270 140 1332">C</div> 	<div data-bbox="802 956 871 1019">3</div>  <p>Ø 1/4" x 75mm</p>
<p>LEG FRONT (8pcs)</p>	<p>BOLT (16pcs)</p>
	<div data-bbox="802 1270 871 1332">4</div>  <p>Ø5/16" x 13mm</p>
	<p>FLAT WASHER (40pcs)</p>
	<div data-bbox="802 1583 871 1646">5</div>  <p>Ø5/16" x 19mm</p>
	<p>LOCK WASHER (40pcs)</p>
	<div data-bbox="802 1897 871 1960">6</div>  <p>4mm</p>
	<p>ALLEN KEY (1pc)</p>

STEP 1:



STEP 2:

