Wall Mount Mirror

1 X
Mirror

2 x
Self-tapping screw

2 x
Plastic Anchor

Step - 1

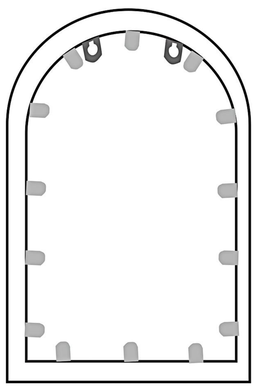

Determine your preferred location and height. Make sure the wall is a load-bearing wall that supports the weight of the mirror.

Note: Suggest to hang in the place where children can't reach

Step - 2

Drill hole at marked spot on wall, carefully hammer in the Plastic Anchor.

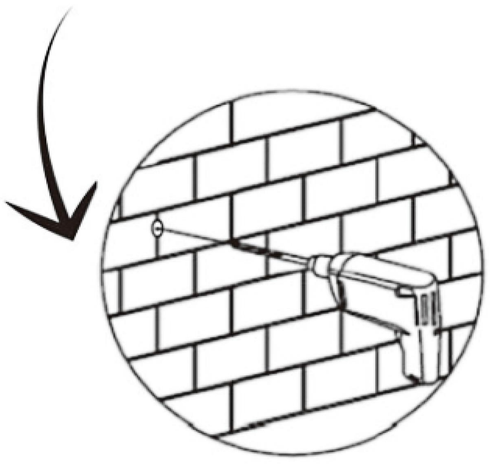

Step - 3

Using crosshead screwdriver screws self-tapping screw into the Plastic Anchors.

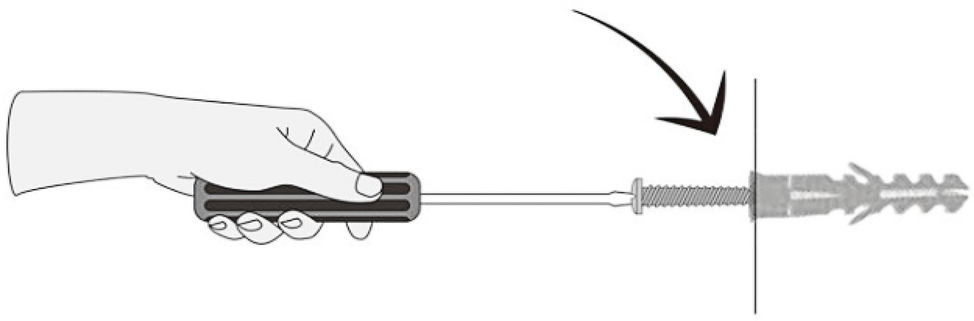

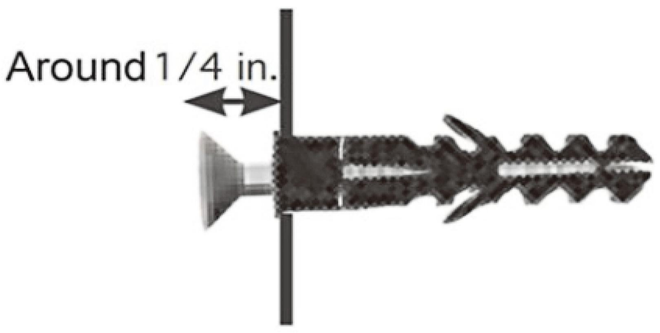

Note: Be sure to leave around 1/4 in. of the screw head showing to hang mirror.

Step - 4

Hang the mirror to self-tapping screw.

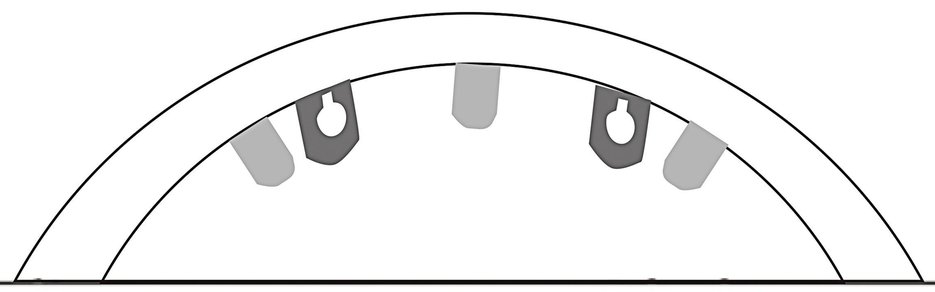

Warning

Our mirror is metal, heavy and made out of glass. If it falls, it can injure pets, children, or adults. Please follow the instructions above when installing the mirror in your home , In addition, two people are suggested to hang the mirror together.