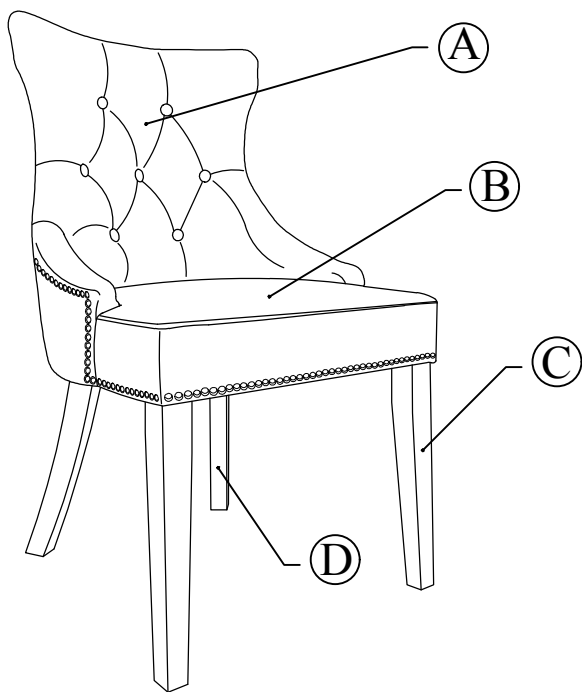




CAROLINA CHAIR & TABLE COMPANY

Thank you for purchasing a Carolina Chair & Table Company product. This product has been designed for easy assembly and is constructed for durability. Please take this time to read and follow the assembly instruction carefully. If a part or hardware is missing or you have any difficulties in assembling this product, please contact us Toll-Free at 18002283876.

ASSEMBLY INSTRUCTION ITEM 2123

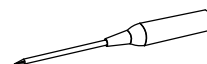


PARTS CHECK LIST

CODE	COMPONENTS	Q'TY
(A)	BACK REST	x01
(B)	CUSHION SEAT	x01
(C)	FRONT LEG	x02
(D)	BACK LEG	x02

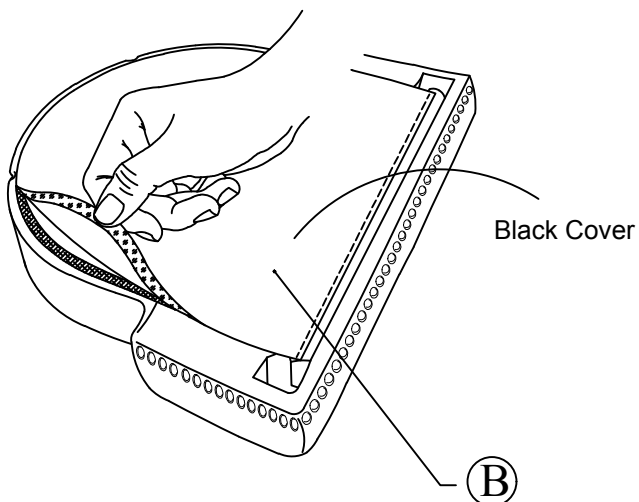
FITTINGS CHECK LIST

CODE	DESCRIPTION	Q'TY
(E)	JCBC M6 x 70mm	x04
(F)	JCBC M6 x 50mm	x07
(G)	SPRING WASHER	x11
(H)	FLAT WASHER	x11
(I)	ALLEN KEY M4	x01
(J)	CSK SCREW M4 x 38mm	x02

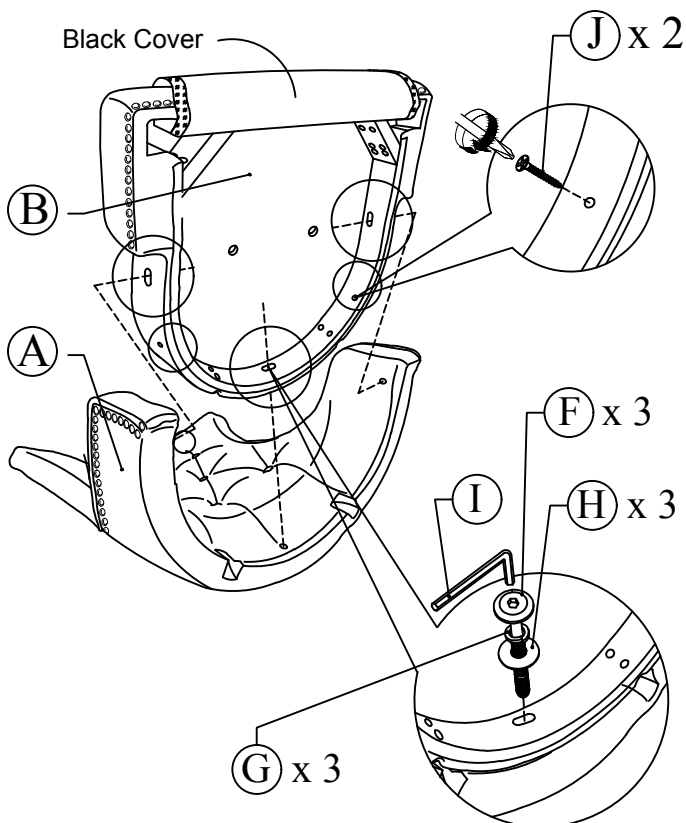


PHILLIPS HEAD SCREWDRIVER
TOOL NEEDED (NOT INCLUDED)

1. Open CUSHION SEAT bottom side Black Cover.



2. Assemble CUSHION SEAT to BACK REST together as illustration shown. DO NOT TIGHTEN THE SCREWS UNTIL FULLY SET UP.



Assemble BACK LEG to CUSHION SEAT as illustration shown.
DO NOT TIGHTEN THE SCREWS UNTIL FULLY SET UP.

