

TDBYWAE

Founded in 1995, is a professional enterprise of air purifier



H13 True HEPA Filter




3 Speed Function



Aromatherapy



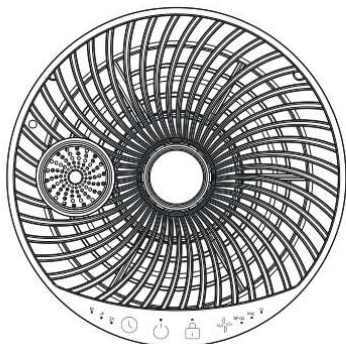
Child Lock



Upgraded Air Purifier with AROMATHERAPY

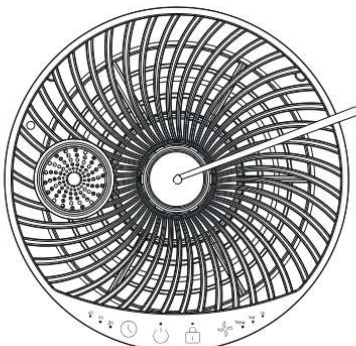
Congratulation you have received the new version.

1




Open the aromatherapy cover.

2



Replace the aromatherapy cotton or add essential oil.

3



Close the aromatherapy cover.

READ AND SAVE THESE INSTRUCTIONS 1



<Warning>

Please read the instructions carefully before use, and keep the instructions strictly.

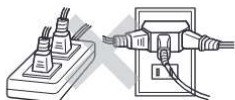
Do not use a power adapter which is not compatible with this product. There is a risk of fire, electric shock, injury.



This product can only be used indoors
This product cannot be used in special outdoor environments.



Please use a socket with a rated current of 7A or more alone. Using other electrical appliances on the same outlet at the same time may cause the outlet to overheat or catch fire.



Do not repeatedly unplug and plug the power supply. There is a risk of fire, electric shock, injury.



Do not use damaged cables, plugs or sockets.
There is a risk of fire, electric shock, injury.



Do not use the product in the uneven ground. There is a risk of falling.



Do not move the unit by pulling its power cord. There is a risk of short circuit or wire damage.



<Warning> To reduce the risk of fire or electric shock, do not use this fan with any solid-state speed control device.



2 READ AND SAVE THESE INSTRUCTIONS

Do not let water or any other liquid enter the unit
Do not spray liquid on the unit!
To avoid electric shock!



Do not place the product where children can touch, there is a risk of injury.



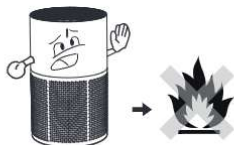
Do not attempt to disassemble or do alteration&modification to the device.




Do not use alcohol or dilute solvent.
Do not spray any flammable material such as insecticides around the unit.



Do not let flammable material such as fragrance or burning incense enter the device.



Do not use in places with water and open flames.
There is a risk of fire, electric shock, and injury.



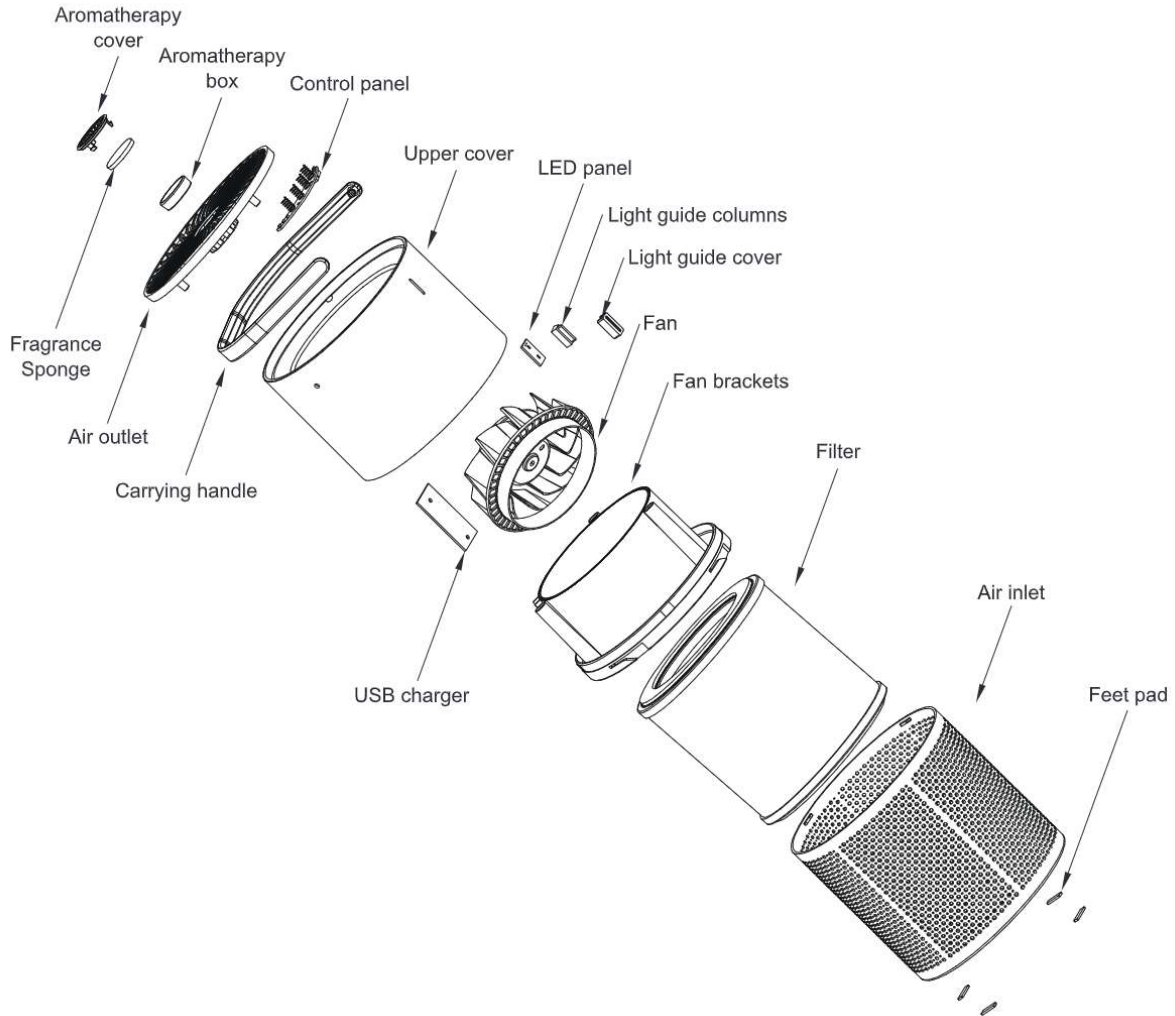
If both heater and air purifier operate within the same enclosed area, please ensure proper air ventilation is maintained in the area.



Do not use this appliance when you have used indoor smoke type insect repellents, burning incense for chemical fumes.

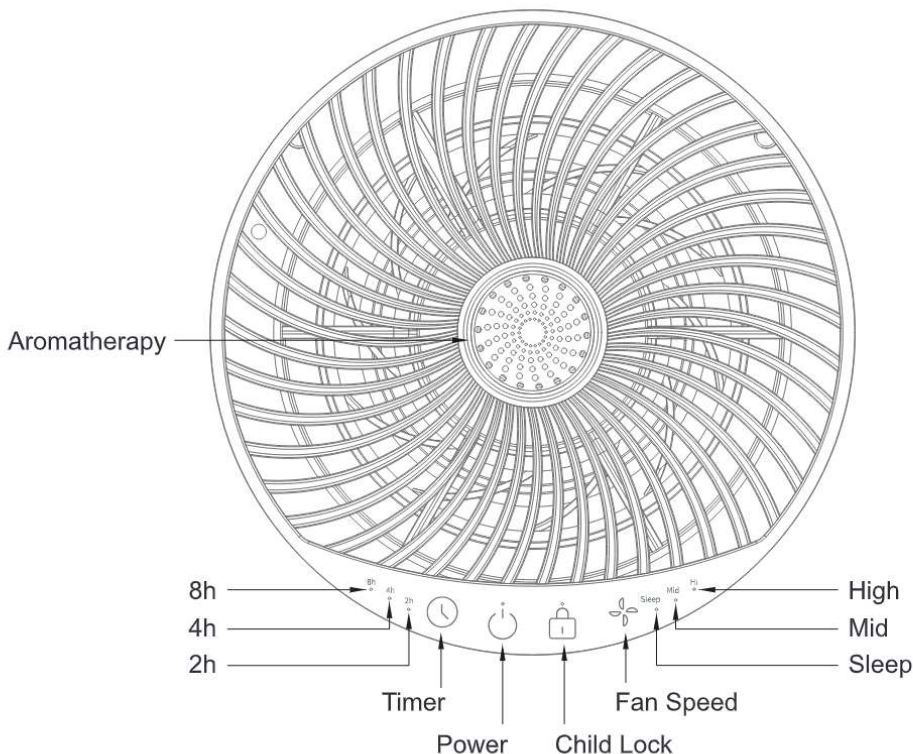


PRODUCT STRUCTURE 3



4 PRODUCT PERFORMANCE

1. Purifying the air, absorbing dust, particle, hair and pollen, etc.
2. Removing odor, smoke and TVOC etc.



OPERATING INSTRUCTION 5

1. Power Button: After connecting power, the machine sounds "DI", then move on the standby mode. Click the power button, the indicator lights on white color, and the machine startup at the default status, fan at mid speed, continuous working. Click the power button again to turn off the machine, and indicator shuts off.

2. Timer Button: The default startup mode is continuous working, clicking the timer button, you can switch timer 2H-4H-8H continuous working.

3. Child Lock Button: The default startup mode of the child lock is not work, the indicator is closed, click the child lock button to lock all the operation panel, indicator lights up on white color, meanwhile can't operate the panel. Long press 3 seconds on the button to release, child lock unlocks, indicator shut off, and operation recover to work.

4. Fan Speed Button: The default startup is at middle speed, click fan speed button to switch the fan speed during Mid-Hi-Sleep-Mid, if choose the sleep

6 OPERATING INSTRUCTION

mode, the machine moves into sleep mode after 3 seconds, all press indicates on the panel shuts off, and the machine works at low fan speed.


Handle: Portable and flexible handle can be used as a fan on the table.

5. Aromatherapy: Struggling with pet odors or musty smells, Add a few drops of fragrant essential oils to the aroma pad to keep your space smelling great.

6. Filter Replacement Reminder : To maintain optimal purification performance, replace the filter as prompted. After the machine has been working for 1200 hours, timer (2h,4h,8h) will flash fastly to alarm to change the filter. After the replacement is completed, press and hold the timer button for 5 seconds to start resetting, when you hear a beep sound means reset successful , the machine will start to enter the normal working state and recalculate the working time from zero, and the timer normal working.

Please be sure to replace it with a genuine filter that matches this product.

3 IN 1 FILTER 7



Ultra Fine Pre-Filter: Filter hair, pet dander.

H13 True HEPA Filter: Removing 99.99% airborne pollen particle
(diameter $\leq 0.3 \mu\text{m}$)

Activated Carbon Filter: Absorbing smoke, bad smell.

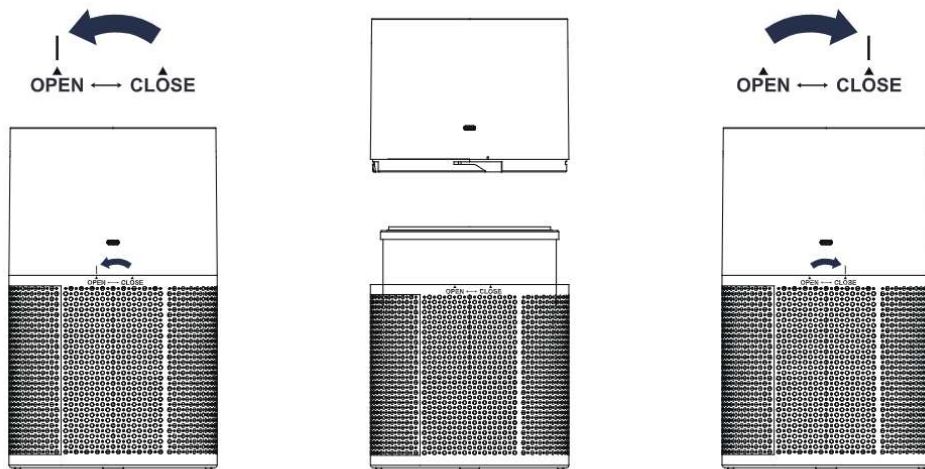
8 CLEANING FILTER REPLACEMENT

Must be operated under power off status!

Clean: Cleaning with wet wipes.

Replace filter: Rotary the upper cover to "open" position open air purifier, after changing new filter aligning the upper cover line to "open" position, then rotary and aligning bottom "close" position, finished changing filter.

For effective purification replace the filters about 6 months, this may need to be more regular if in continuous use or in a dusty environment.



TROUBLE SHOOTING 9

Malfunction	Checked Items	Solving Measures
The machine is not working	Is the powers witched on ?	Switch on the power, connect USB cable. check if it's connect with power.
No air release	Filters carrying too many odors or dusts	Check the filter, and replace it for necessary
Machine have noise	Foreign items blocking the wind outlet or inlet	Turning the unit upside down slightly, pouring out foreign objects. If still not work, ask for help from professional repairing.

10 TECHNICAL SPECIFICATION

Product Name	Desktop Portable Air Purifier
Model	GL-K802
Rated Voltage	DC5V/1A
Power	2.8W
Timer	2/4/8H
Noise	22~40dB
Wind	Sleep/Middle/High
USB	Type-C
Net Weight	930G
Product Size	Φ158*258MM
Composite Filter	Φ142*Φ92*142MM

WARRANTY CARD 11

User name: _____ Telephone: _____

Correspondence Address: _____

Model No: _____ Purchased Date: _____

Purchased Store: _____

E-Mail: _____

Thank you for your purchase PRASKY air purifier. If you have any questions about our air purifier, please feel free to contact customer service.

TDBYWAE

 1-888-982-2291

 support@tdbywae.com

 tdbywae.com



EPA EST.NO.101118-CHN-1

Made in China