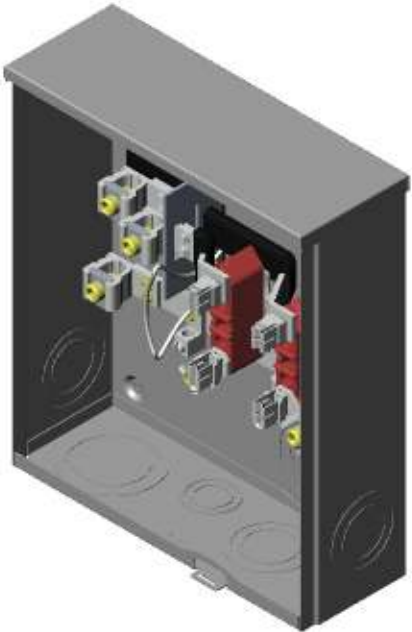
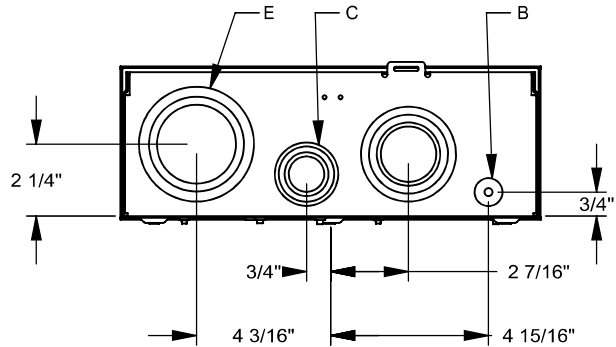
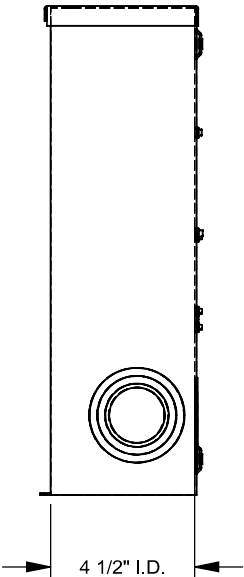
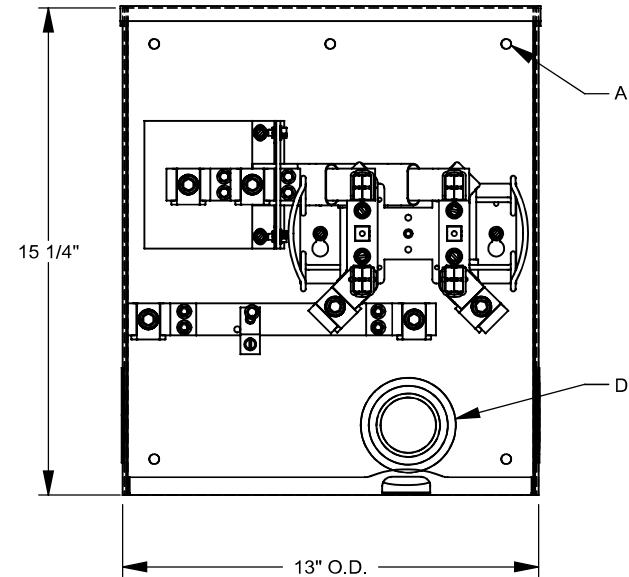


FEATURE TABLE		
ITEM	QTY	DESCRIPTION
A	5	U/L MNTG.EMBOSS
B	1	¼, ½ CONC. K.O.
C	1	¾, 1, 1¼, 1½ CONC. K.O.
D	4	1¼, 1½, 2, 2½ CONC. K.O.
E	1	2½, 3, 3½ CONC. K.O.



Version:

1

All dimensions are +/- 1/16".  
Drawing views are not to scale.  
Utility requirements for this equipment may vary. Always consult the serving utility for their requirements prior to ordering or installing this equipment. This product must be installed by a licensed electrician. Installation of this equipment may require local electrical inspector approval.