



nest®

Welcome home.



It's time to love your
smoke and CO alarm.

Nest Protect[™] talks
to you and sends
notifications to your
smartphone.






Get to know your Nest Protect.

When the Nest Protect smoke and carbon monoxide (CO) alarm has something to say, it speaks to you in words and colors instead of just beeping.

Watch our Nest Protect video to see how it all comes together: nest.com/protect/features



Light ring

-  **Blue:** When you're setting up or testing Nest Protect.
-  **Green:** You're safe.
-  **White:** Pathlight is lighting your way.
-  **Yellow:** This is a smoke or CO warning before an emergency or Nest Protect has a message for you.
-  **Red:** This is a smoke or CO emergency.

Speaker

Speaks with a human voice.

Horn

Alerts you with a loud emergency sound.

Nest button

Push the Nest button once to hush alarms and twice to run a manual test.

Mobile notifications.

Connect Nest Protect to Wi-Fi so you can tell each Nest Protect what room it's in and get alarm notifications on your smartphone or tablet. The app also shows you sensor and battery status and what to do in an emergency.


Notifications include:

Heads-Up

Alarms

Low battery

Sensor issue



We take your privacy seriously.
Find out more at nest.com/privacy

There for you.



Get started

Set up and test

Nest Protect glows blue during setup and when you test it.

Testing is easy — just push the Nest button twice on one Nest Protect and all the Nest Protects in your home will glow blue and test their alarms. It's a great way to practice fire drills with your family.



Know you're safe

Nightly Promise

Nest Protect is constantly monitoring its sensors and batteries. So look for a quick green glow when you turn out the lights for the night — that means it's working.

If it glows yellow, then Nest Protect has a message for you. Just push the Nest button to hear its warning: either the batteries are low, Wi-Fi's been down or there's an issue with its sensors.




A light in the dark

Pathlight

Usually Nest Protect has its light turned off, but it will light your way when it's dark as you walk underneath it. You can enable or disable Pathlight from the Nest app.

What we hope you won't




An early warning

Get a Heads-Up

Nest Protect can see smoke or carbon monoxide levels rising. So before it turns on an Emergency Alarm, Nest Protect gives you a friendly Heads-Up to warn you in advance. It pulses yellow and speaks to you, telling you what and where the danger is.

on't see.

“Heads-Up.
There's smoke
downstairs.”



A clear voice in an emergency

Quiet it down

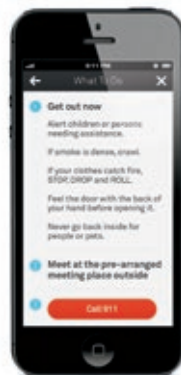
Simply push the Nest button to quiet Nest Protect.

If you have more than one Nest Protect and there's a Heads-Up, they all speak and tell you which room the smoke or CO is in. Go to the Nest Protect that detected the problem to hush every Nest Protect in the house.

Emergency Alarms

When smoke or carbon monoxide reach dangerous levels, Nest Protect tells you where the emergency is and pulses red, in addition to making a loud alarm sound.

“Emergency.
There’s carbon
monoxide in the
living room.
Move to fresh air!”



Know what to do

They talk to each other

If one Nest Protect senses danger, every Nest Protect in the house speaks up. So the Nest Protect in the bedroom will tell you if there's CO in the living room.

Be ready for anything

In an emergency, it's important not to panic and to have an escape plan. So check the Nest app to review What To Do — you'll see what steps to follow and your emergency contact.