









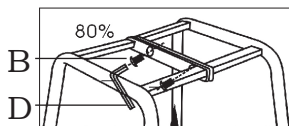
ITEM NAME / NOM D'ITEM: SIENA BAR CHAIR
ITEM #/NO. ITEM: 101222/101223/101291

PART LIST / LISTE DES PIÈCES

(1)	(2)	(3)	(4)	(5)
 x1	 x1	 x1	 x1	<p>A.  M6x25mm x4</p> <p>B.  M8x14mm x2</p> <p>C.  M6x35mm x4</p> <p>D.  6mm x1</p>

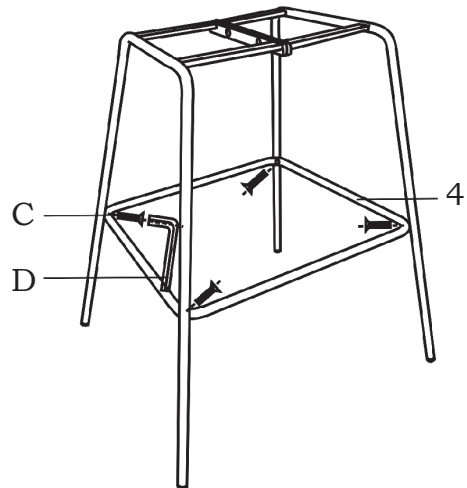
ASSEMBLY INSTRUCTIONS / INSTRUCTIONS D'ASSEMBLAGE

I.

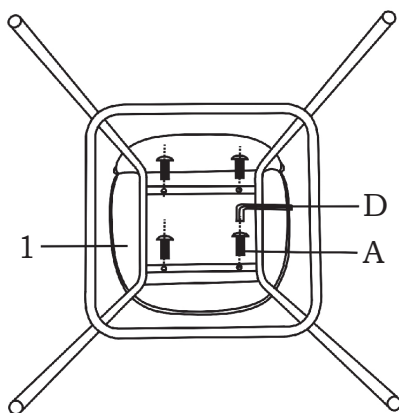


*Make sure (2) & (3) are parallel and just 80% tightening (B). (No screw up). After everything screwed in the right place, sit and make sure the chair is balance then tighten the screws (B) in the final stage.

II.



III.



IV.



For missing parts or damaged parts, please call

USA : 1-866-798-6663

Canada : 514-382-6661

AI-2-190519