



Finesse™ Peak®

Headerless Frameless Pivot Shower Door

5699-27

Features

- Frameless design highlights showering area.
- A concealed hinge provides smooth, stable operation.
- No top header eliminates clearance issues.
- Frameless, 5/16" (8 mm) thick tempered glass.
- CleanCoat® technology creates a barrier between the water and glass to help keep your shower door looking new.
- Modern ladder style handle is mounted through the glass.

Material

- Anodized aluminum prevents rusting or corrosion.
- Tempered glass ensures maximum safety and durability.

Installation

- Out-of-plumb adjustability allows for simpler installation.
- Can be installed to open to the left or right.

Components

Additional included component/s: Hardware Kit.



Codes/Standards



ANSI Z97.1
CPSC 16CFR 1201

STERLING® Warranty - Bath and Shower Doors

See website for detailed warranty information.

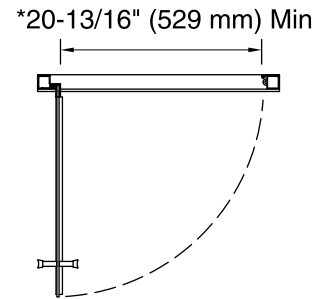
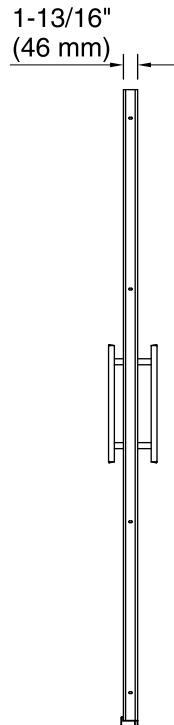
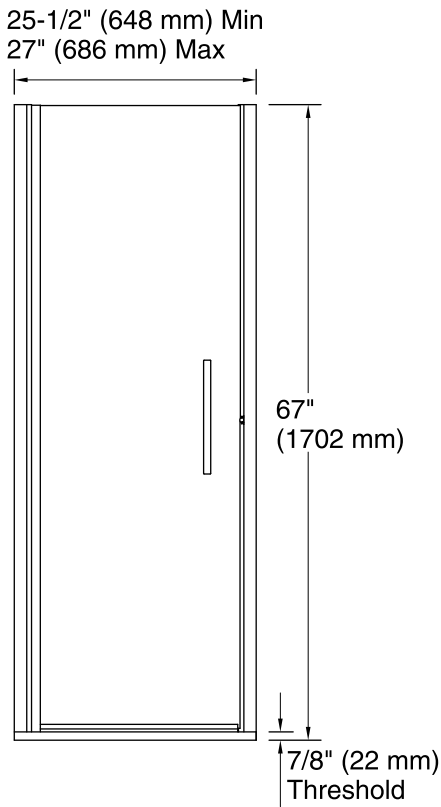
Available Color/Finishes

Color tiles intended for reference only.

Color	Code	Description
	ADR	Anodized Deep Bronze
	N	Nickel
	S	Silver

Available Glass Options

Code	Description
G05	Clear
G03	Frosted



***Walk-through**

Technical Information

All product dimensions are nominal.

Installation type: For shower base installation

Opening Width - Min: 25-1/2" (648 mm)

Opening Width - Max: 27" (686 mm)

Walk-through - Min: 20-13/16" (528 mm)

Glass thickness: 5/16" (8 mm)

Glass coating: CleanCoat®

Notes

Install this product according to the installation instructions.

The vertical opening should be a minimum of 67" (1702 mm) to allow for installation clearance.