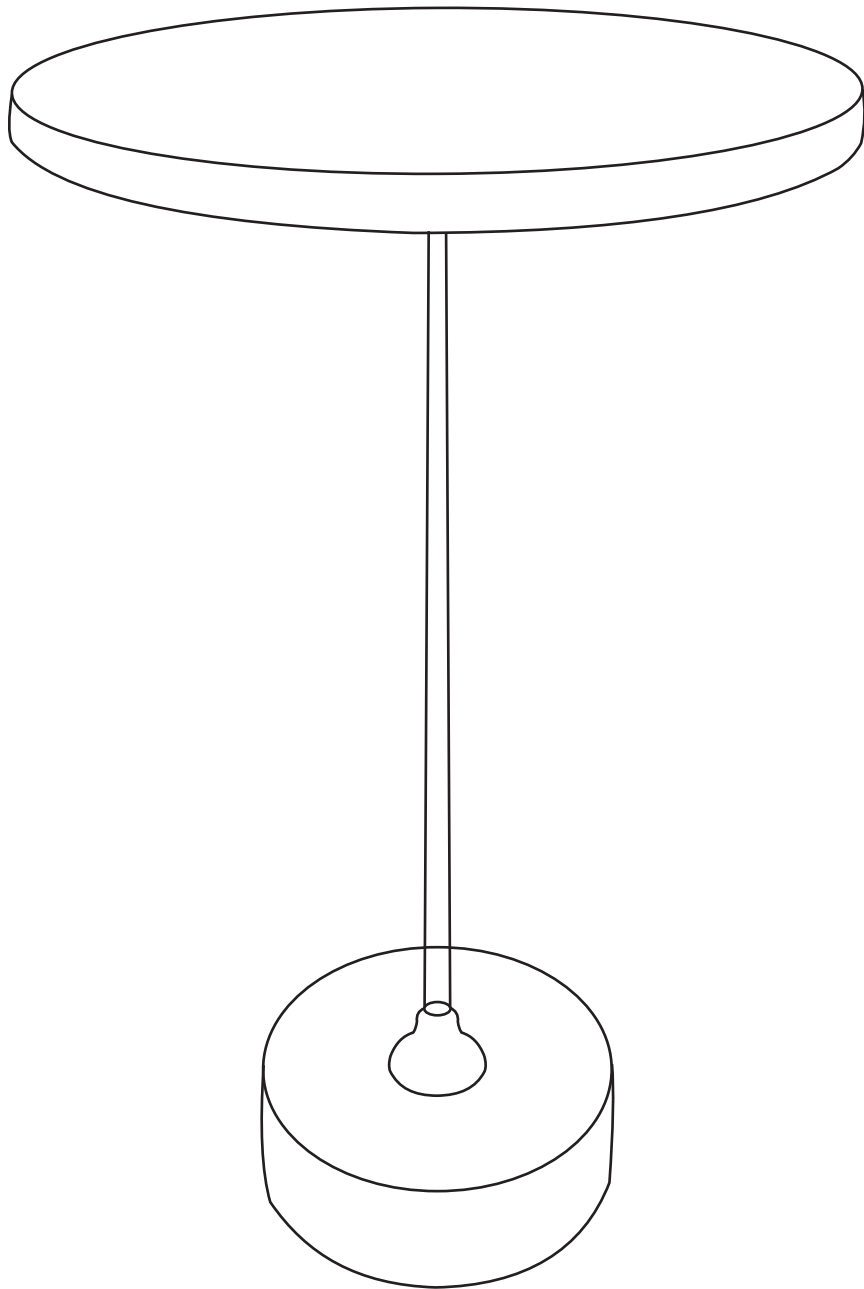


JONATHAN Y

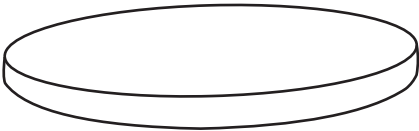
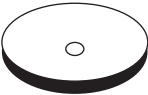


MODEL # END1004A

Product Dimension: 14"D x 14"W x 23.5"H

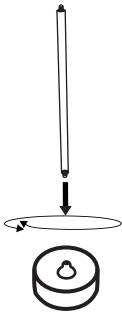


If there are any questions relating to defects, missing parts, assembly issues or replacements, please send a detailed email to cs@jonathany.com.

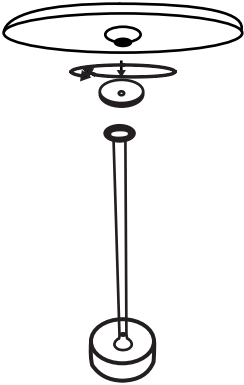
Part List And Hardware List

PIECE	DESCRIPTION	PICTURE	
A	TOP		1x
B	CANOPY		1x
C	CENTER PIPE		1x
D	BASE		1x

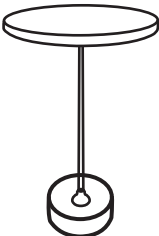
(A) Screw Pipe on Base, make sure you screw the Pipe to the Base with the Red tip marked End



(B) Screw The Base To The Top - Slowly n Gently



(C) Table Assembled



WARNING- CAUTION HANDLING MAY HAVE SHARP EDGES
DO NOT OVER TIGHTEN.
AS OVERTIGHTENING CAN CAUSES THREAD TO SLIP