

# DAYTON

## SPECIFICATIONS

### Dayton® Single Bowl Sink Models D, DJ, DD and DDJ Series

#### GENERAL

Sink is formed of #22 gauge, type 301 series, nickel-bearing stainless steel. Topmount.

#### DESIGN FEATURES

Bowl Depth: See chart on next page

Coved Corners:

D11719: 2-1/2" (64mm) vertical and 2-3/4" (70mm) horizontal radius

D11721, D12521, D(J)12522, DD(J)12522: 4" (102mm) vertical and 3-1/4" (83mm) horizontal radius.

Rim Height: 5/32" (4mm)

Faucet Deck: Raised (except D11719 and D11721).

Finish: Exposed surfaces are polished to a satin finish.

Underside: Undercoated on bottom of bowl

#### OTHER

Drain Opening: 3-1/2" (89mm)

Note: Unless otherwise specified, sink is furnished with 3 or 4 faucet holes as shown.

Installation Hardware: Included for 3/4" (19mm) countertop.

#### OPTIONAL ACCESSORIES

Bottom Grid: GBG1414SS (D11719), GBG1415SS (D11721),

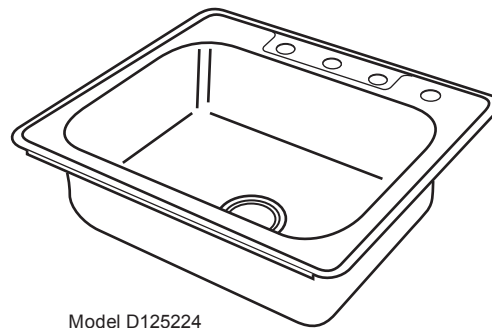
GBG2115SS (D12521/D12522/DD12522)

Drain: LK35, D1125

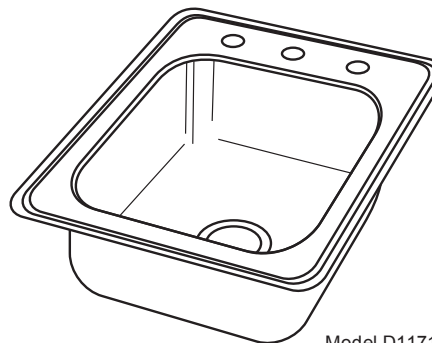
Sink complies with ASME A112.19.3/ CSA B45.4



Sinks are listed by IAPMO® as meeting the applicable requirements of the Uniform Plumbing Code®, International Plumbing Code®, and National Plumbing Code of Canada.

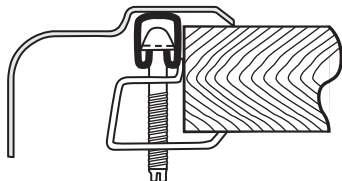


Model D125224

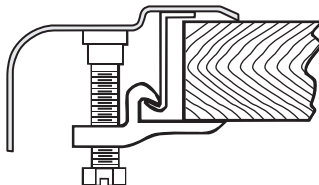


Model D117193

U-Channel Type Mounting System



J-Channel Type Mounting System



SEE NEXT PAGE FOR PRODUCT DIMENSIONS.

*This specification describes an Elkay product with design, quality and functional benefits to the user. When making a comparison of other producers' offerings, be certain these features are not overlooked.*

**Dayton® Single Bowl Sink**  
**Models D, DJ, DD and DDJ Series**

# DAYTON

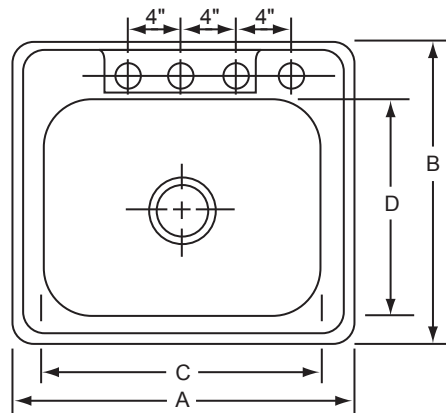
## SPECIFICATIONS

### SINK DIMENSIONS (INCHES)\*

U-Channel Model Number	J-Channel Model Number	Overall		Inside Each Bowl			Cutout in Countertop (1-1/2" (38mm) Radius		No of 1-1/2" (38mm) Dia. Faucet Holes 4"(102mm) Center	Minumim Cabinet Size
		L	W	L	W	D				
		A	B	C	D	E	L	W		
D11719	-	17 (432mm)	19 (483mm)	14 (356mm)	14 (356mm)	6-1/8 (156mm)	16-3/8 (416mm)	18-3/8 (467mm)	1, 2 or 3	21 (533mm)
D11721	-	17 (432mm)	21-1/4 (540mm)	14 (356mm)	15-3/4 (400mm)	6-1/2 (165mm)	16-3/8 (416mm)	20-5/8 (524mm)	1, 2 or 3	21 (533mm)
D12521 DW1012521 DW5012521	-	25 (635mm)	21-1/4 (540mm)	21 (533mm)	15-3/4 (400mm)	6-1/2 (165mm)	24-3/8 (619mm)	20-5/8 (524mm)	1, 2, MR2, 3, 4 or 5	30 (762mm)
D12522 DW1012522 DW5012522	DJ12522 DJW1012522	25 (635mm)	22 (559mm)	21 (533mm)	15-3/4 (400mm)	6-9/16 (167mm)	24-3/8 (619mm)	21-3/8 (543mm)	1, 2, MR2, 3, 4 or 5	30 (762mm)
DD12522	DDJ12522	25 (635mm)	22 (559mm)	21 (533mm)	15-3/4 (400mm)	7-1/16 (181mm)	24-3/8 (619mm)	21-3/8 (543mm)	1, 2, MR2, 3, 4 or 5	30 (762mm)

\*Length is left to right. Width is front to back.

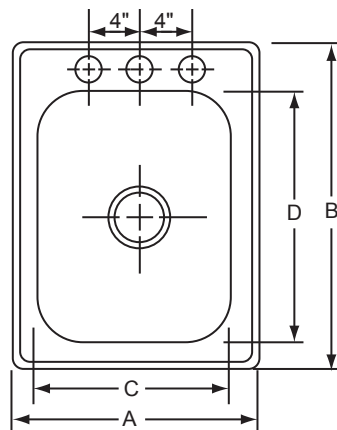
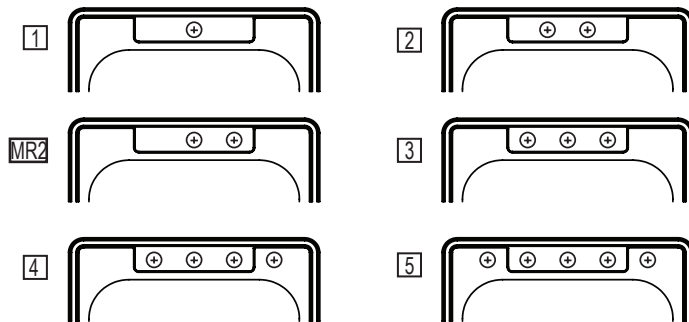
\*\*W10 = 10 pack & W50 = 50 pack.



Bowl Depth is E  
 Model D12544 Illustrated

### Hole Drilling Configurations

1-1/2" (38mm) Diameter Faucet Holes on 4" (102mm) Centers



Bowl Depth is E  
 Model D117193 Illustrated

### Hole Drilling Configurations

1-1/2" (38mm) Diameter Faucet Holes on 4" (102mm) Centers

