




OWNER'S MANUAL


2pc Leisure Chair Set

Model No.: LSP2B / LSP2W



Read these instructions carefully and retain them for future use.

Customer Service

 1-470-589-8732

 service@werph.com

www.werph.com

GENERAL SAFEGUARDS

1. Please read the owner's manual carefully before assembling.
2. Do not stand on or use any part of this item as a step ladder.
3. Please do not exceed the weight limitations of this item.
The maximize loading capacity of the chair is 260 lbs.
4. Firmly secure all the bolts, screws and knobs before use.
5. Reconfirm that all the bolts, screws, and knobs are secure every 90 days.
6. Keep away any plastic packaging from small children to avoid suffocation.

CLEANING AND MAINTENANCE

1. Simply wipe down with soap and water for quick cleaning.
2. For a Deep Clean: Wipe on 1/3 bleach and 2/3 water solution with a clean cloth.
Then, loosen any dirt and debris that may catch in surface grooves with a soft bristle brush, hose down to rinse.

Please Note:

- Do not put hot items directly on furniture surface.
- Cover your furniture during winter months or move into covered storage.

BEFORE ASSEMBLING

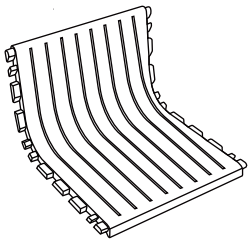

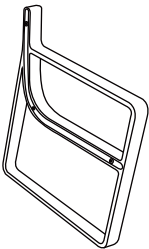
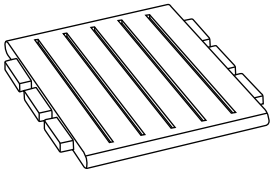
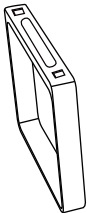
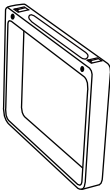
Tools Required:

Allen wrench. For tightening all bolts.
It's included in hardware list.








Notice:

1. Follow the installation instructions. Please confirm all accessories are present before installation.
2. Do not fully tighten the screws during initial assembly. Fully tighten screws only once all pieces which are correctly assembled.
3. If you encounter any problems during installation, contact our customer service.

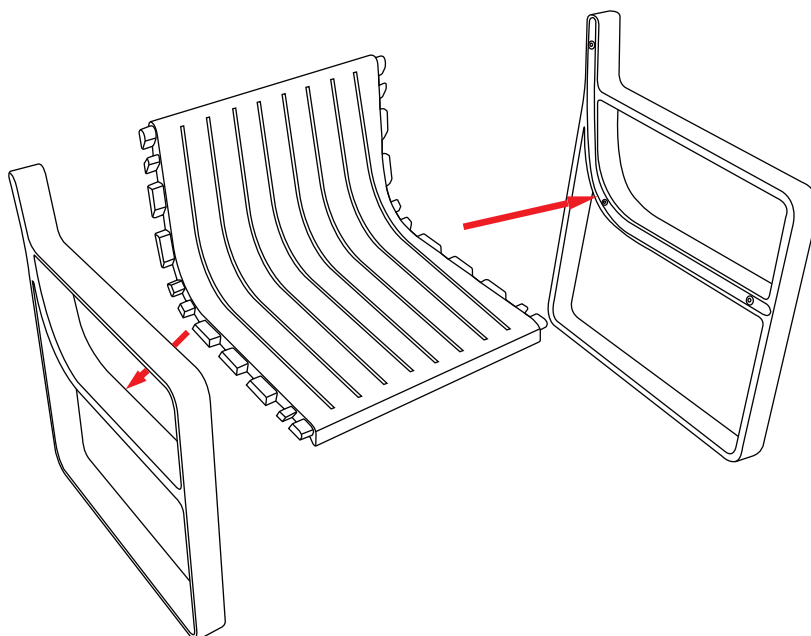
No.	Image	QTY
1		1
2		1
3		1
4		1
5		1
6		1

Hardware List

No.	Image	QTY
A		10
B		10
C		10
D		1
E		8

Assemble Chair

1



2

A* 6



B* 6



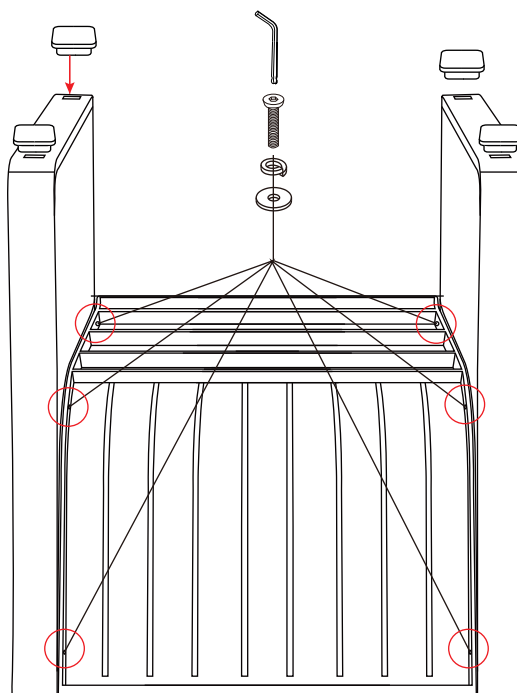
C* 6



D* 1

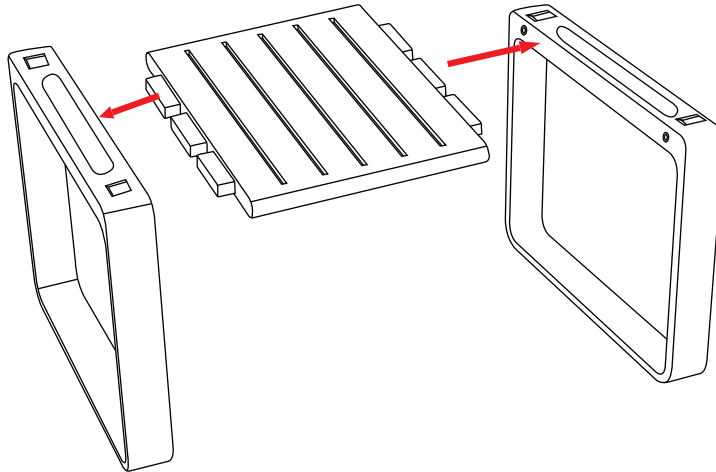


E* 4



Assemble Table

3



4

A* 4



B* 4



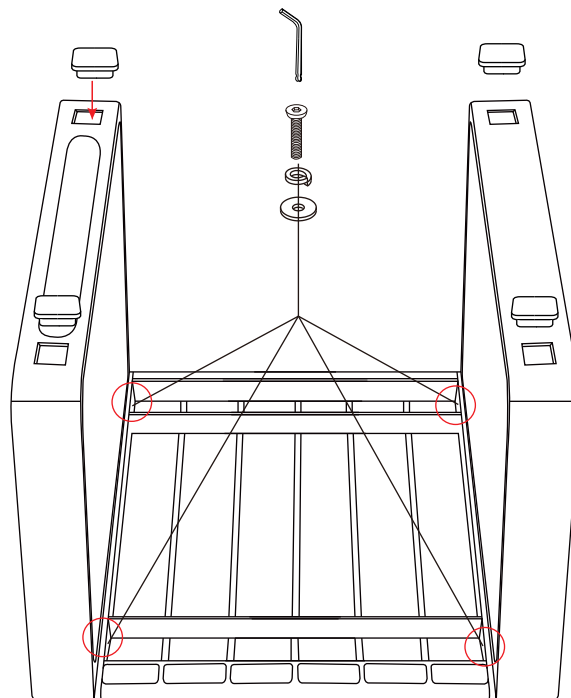
C* 4





D* 1



E* 4





Werph warrants to the original consumer-purchaser only that this product shall be free from defects in workmanship and materials after correct assembly and under normal and reasonable home use for the periods, normal residential use and recommended care for 1-Year Limited Warranty from the date of original retail purchase. A replacement for any defective part will be supplied free of charge for installation by the consumer. Requests for expedited shipments of warranted parts will be at the consumer's / purchaser's expense. Defects or damage caused by the use of other than genuine parts are not covered by this warranty. This warranty shall be effective from the date of purchase as shown on the purchaser's receipt.

This warranty is valid for the original consumer / purchaser only and excludes industrial, commercial or business use of the product, product damage due to shipment or failure which results from alteration, product abuse or product misuse whether performed by a contractor, service company or consumer. We will not be responsible for labor charges and/or damage incurred in installation, repair or replacement, nor for incidental or consequential damage.



service@werph.com



1-470-589-8732



Mon-Fri, 8:30 AM-5:30 PM, EST

Werph

 **service@werph.com**

 **1-470-589-8732**

 **Mon-Fri, 8:30 AM-5:30 PM, EST**