

SharkBite

Loose Key Stop Valves

The SharkBite Loose Key Stops allow the user to connect supply lines to fixtures and appliances with the speed and convenience of push-fit connections to the final phase of your plumbing projects.

Features and Benefits

- Sleek chrome finish for an attractive appearance.
- Quarter-turn full-port brass ball valve.
- Compatible with PEX, copper, CPVC and PE-RT pipe.
- No special tools, crimping, glue or soldering is needed.
- Can be installed in wet lines.
- Ideal for working in tight spaces.
- Remove using a Disconnect Clip or Disconnect Tongs (both sold separately).
- Removable key included to shut off the flow of water:
- Prevents unwanted tampering.

Applications

- Potable water
- Recirculation
- Radiant Heating (w/ Glycol concentration up to 100%)

Specification

The tube shall be inserted into the SharkBite PTC Fitting in the first stage through a release collar and then through a stainless-steel grab ring. The grab ring has teeth that open out and grip onto the tube. At the second stage the tube shall be pushed through an O-ring protector which aligns the pipe. A specially formulated EPDM O-ring shall be compressed between the wall of the fitting and the tube before the end of the tube reaches the tube stop. Only when the pipe has passed through the O-ring and reached the pipe stop shall a secure joint be created. The fitting shall be a SharkBite PTC Fitting.



24731LF



24732LF

Specification Data

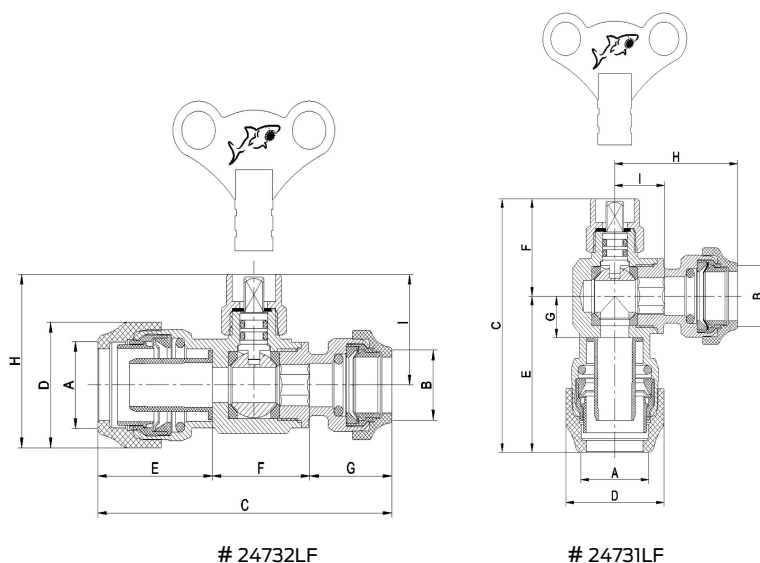
Performance

Minimum working temperature	33°F
Maximum working temperature	160°F
Maximum working pressure	125 psi

Materials

1	Screw	Steel
2	Key	Zinc
3	Spindle	DZR LF Brass ¹
4	O-ring	EPDM
5	Seat	PTFE
6	Ball	DZR LF Brass ¹
7	Body	DZR LF Brass ¹
8	Cover	ABS
9	Olive	Copper
10	Cap	DZR Brass
11	End Plug	DZR LF Brass ¹

¹ Lead Free for all models, surfaces that are in contact with consumable water contain less than 0.25% lead by weight.



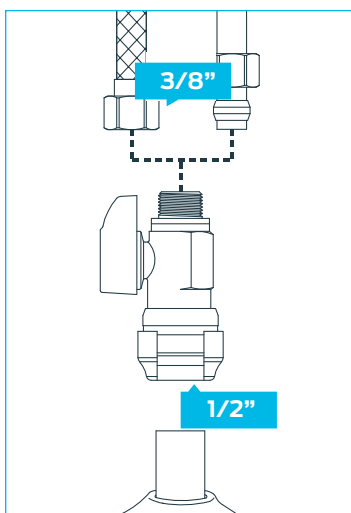
Dimensions

Description	Part #	A	B	C	D	E	F	G	H	I
Angle Stop 1/2 in. PTC X 3/8 in. OD Compression	24731LF	0.76	0.56	2.52	1.10	1.55	0.97	0.41	1.18	0.56
Straight Stop 1/2 in. PTC X 3/8 in. OD Compression	24732LF	0.76	0.56	2.74	1.10	1.14	0.97	0.81	1.52	0.97
Angle Stop 1/2 in. PTC X 3/8 in. PTC	24733LF	0.76	0.56	2.52	1.10	1.55	0.97	0.41	1.37	0.56
Straight Stop 1/2 in. PTC X 3/8 in. PTC	24734LF	0.76	0.56	2.93	1.10	1.14	0.97	0.81	1.52	0.97

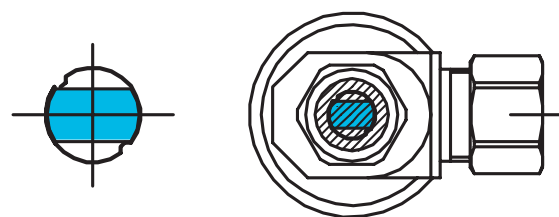
All measurements are displayed in inches

Installation Requirements

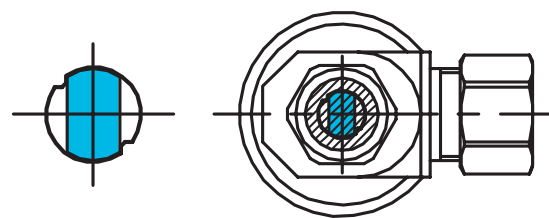
1. Turn on water supply, and drain the line.
2. Cut pipe square or remove existing valve and disconnect supply line.
3. Remove burrs from inside and outside of pipe.
4. Mark 0.95-in insertion depth on pipe using depth gauge tool.
5. Push valve onto pipe to insertion depth mark.
6. Connect supply line to stop valve and fixture.
7. Turn on water and check connections.
8. Remove using a Disconnect Clip or Disconnect Tongs (both sold separately).



Removable Key



Closed



Open

Pipe Type

Tubing: Hard drawn copper pipe Type K, L and M and annealed Type M not to exceed 3/8 nominal complying with ASTM B 88, PEX tubing complying with ASTM F 876 or CSA B137.5, or CVPC tubing complying with ASTM D 2846 or CSA B137.6, PE-RT tubing complying with ASTM F2769 or CSA B137.18

Insertion Depth

Fitting Size	Nominal Pipe Size	Pipe OD	Insertion Depth(in)
1/4 in.	1/4 in. CTS	3/8 in.	0.82
1/2 in.	1/2 in. CTS	5/8 in.	0.95

SharkBite Fitting Reuse

SharkBite Universal fittings are intended to be a permanent connection and are not designed for repeated connection and disconnection after the initial install.

Codes and Standards

ASME A112.18.1

CSA B125.1-12

NSF/ANSI/CAN 61

NSF/ANSI 372

