



USER'S MANUAL

FOLDING SERIES

FOLDING LEATHER WOVEN CHAIR



Guide of Manual

- Instruction should be read carefully. It is very important to ensure each step followed in correct order and avoid any unnecessary troubles.
- Please check to make sure all parts are included as stated in the user manual when you unpack the product.
- The manual may not cover every detail of all possible situations and assembly steps. Please contact us if further information and help are needed.

Warning

- It's kindly advised to assemble this product on a carpeted floor to protect it from being scratched.
- Small parts are included. Please keep the product away from children while assembling. Do not let children play or jump on the product. Do not stand on the item or use as a step.
- Please pay attention to the sharp corners during assembly. We recommend the use of gloves to prevent the undesired injury.
- Prior to use, please check to see if there's any loosening screw or part. Make sure that each screw and part is correctly installed and securely fastened.
- It's unnecessary to use any electric drill. Please at a low gear if you need.
- This product can expose you to chemicals including wood dust, which is known to the state of California to cause cancer. For more information, visit WWW.P65Warnings.ca.gov/wood

Care and Maintenance

- Use a soft, clean cloth that will not scratch the surface when dusting.
- There's no need to use furniture polish. If you need, test it first in an inconspicuous area.
- Using solvents of any kind on your furniture may damage the finish.
- Never use water to clean your furniture as it may cause damage to the finish.
- Liquid spills should be removed immediately. Gently blot the spill with a soft clean cloth to avoid rubbing.

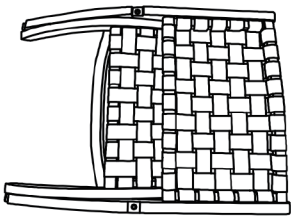



Further advice about the furniture care

- It is best to keep your furniture in a climate-controlled environment.
- Extreme temperatures and humidity changes can cause fading, warping, shrinking and spitting of wood.
- we recommend to keep furniture from sunlight exposure to avoid possible surface damage.
- Proper maintenance and cleaning at home will extend the life of your purchase.
- Following these important and helpful tips will help retain your furniture's performance even when it ages.
- Periodically (every 90 days) make sure the screws are fully tightened.

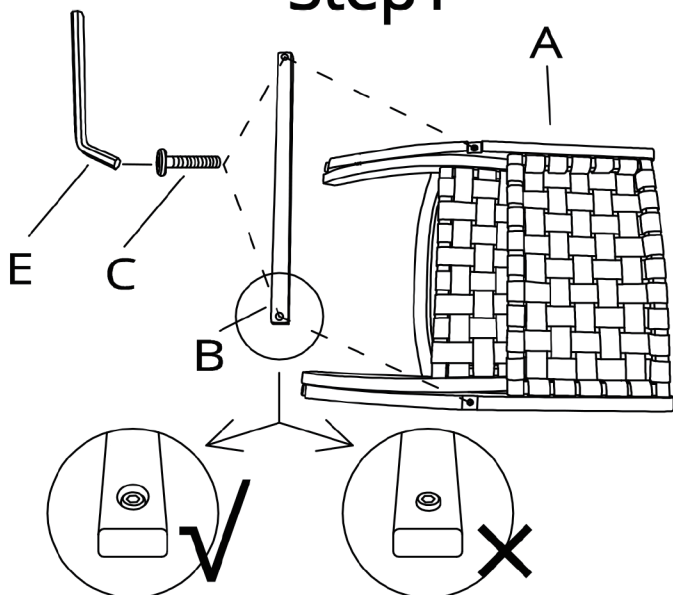
 **WEIGHT CAPACITY: 250LBS**
DO NOT STAND ON THE ITEM

Parts List & Assembly Instruction

1. Make sure all the parts are in the package.
2. Do not fully tighten anything until all the screws, nuts, washers and bolts are in place.
3. "+" in below list indicates that additional pieces are replacement parts.

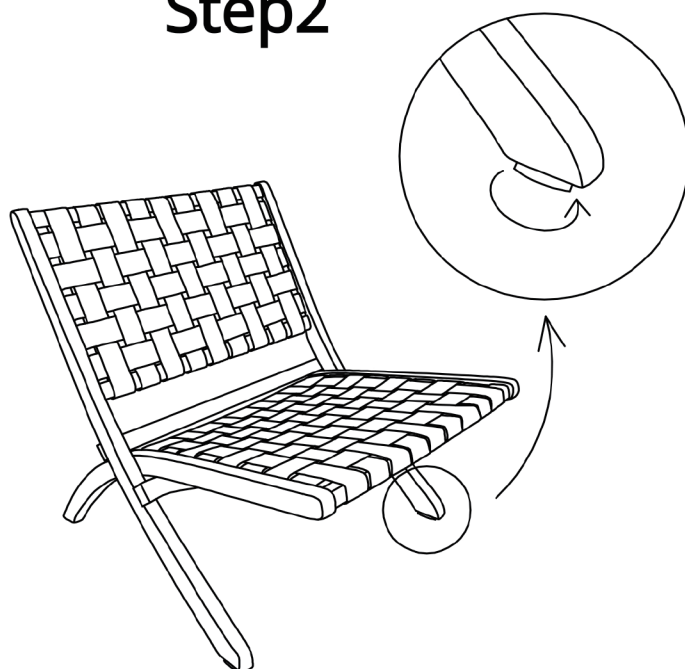
A	B	Cx2+1	E x1
Chair	Support bar	Bolts	Allen wrench
			

Step1



Make sure the screw is completely seated in the slot, not bulging

Step2



You can adjust leveling feet to balance