




Install Furniture Legs using Straight Top Plate Hardware


Tools and Materials

Waddell Furniture Legs (Table Legs or Bun Feet), Waddell Straight Top Plate Hardware, Drill, Screws




1

Position straight top plates where bun foot will be placed.




2

Screw plates to furniture.




3

Continue to secure plate hardware.




4

Complete securing plate hardware.



5

Line up bun foot hanger bolt with center hold of foot plate.



6

Install clockwise until bun foot is secure in metal plate.

Waddell accepts no liability whatsoever for the safety, reliability, durability, and performance of any of our companies' products when used in a manner exceeding the maximum load guidelines or for the use/misuse of the tools used during installation.