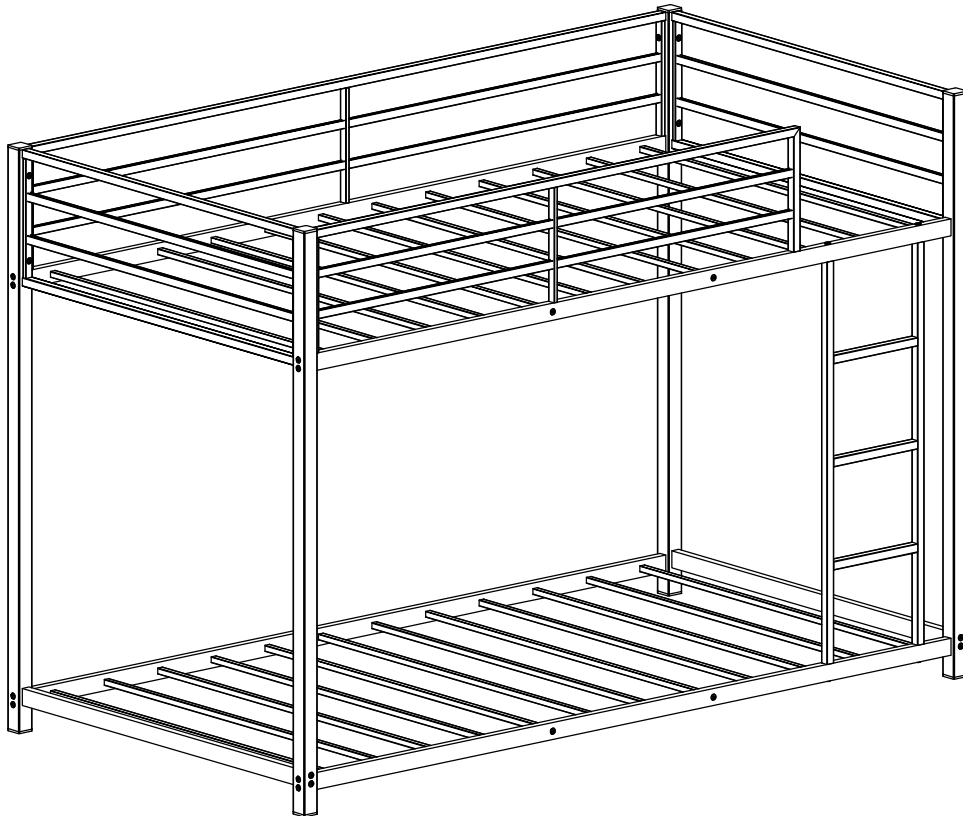


**BUNK BED**  
**ASSEMBLY INSTRUCTIONS**  
**SKU: MF197033AAB/AAK/AAN**



**PLEASE DO NOT RETURN PRODUCT TO THE STORE**

If you have any problem or concerns, please feel free to contact our customer service department.

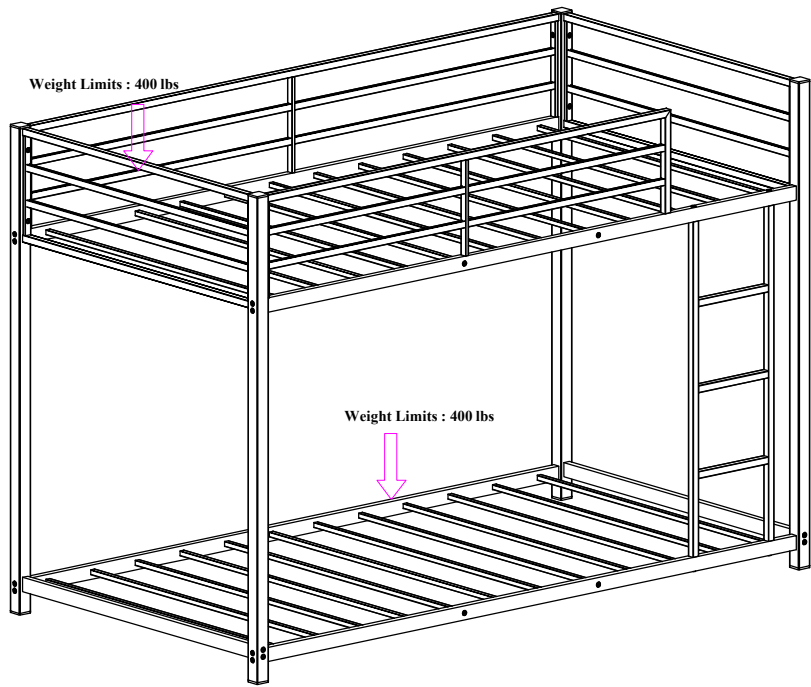
We will reply you as soon as possible.



E-mail : [wmcsr@comptree.net](mailto:wmcsr@comptree.net)

Tell: 626-912-8886 Ext. 100

BUNK BED  
ASSEMBLY INSTRUCTIONS



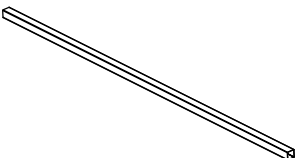
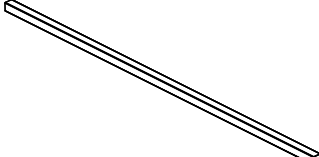

PART LIST

<p>1</p> <p>1PC</p>	<p>2</p> <p>2PCS</p>	<p>3</p> <p>1PC</p>
<p>4</p> <p>2PCS</p>	<p>5</p> <p>2PCS</p>	<p>6</p> <p>1PC</p>
<p>7</p> <p>1PC</p>	<p>8</p> <p>1PC</p>	<p>9</p> <p>1PC</p>

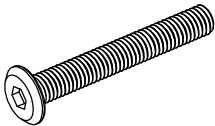
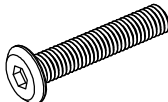
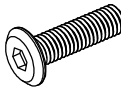
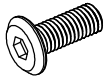
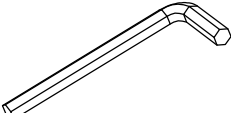
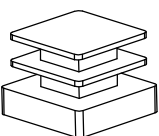
# BUNK BED

## ASSEMBLY INSTRUCTIONS











### PART LIST

 <b>10</b> 20PCS	 <b>11</b> 4PCS	 <b>12</b> 1PC
---	--	---

### HARDWARE LIST

 <b>A</b> 1/4"*60 4 PCS	 <b>B</b> 1/4"*50 24 PCS	 <b>C</b> 1/4"*25 11 PCS	 <b>D</b> 1/4"*15 8 PCS
 <b>E</b> 4*59 2PCS		 <b>F</b> 30*30 8PCS	

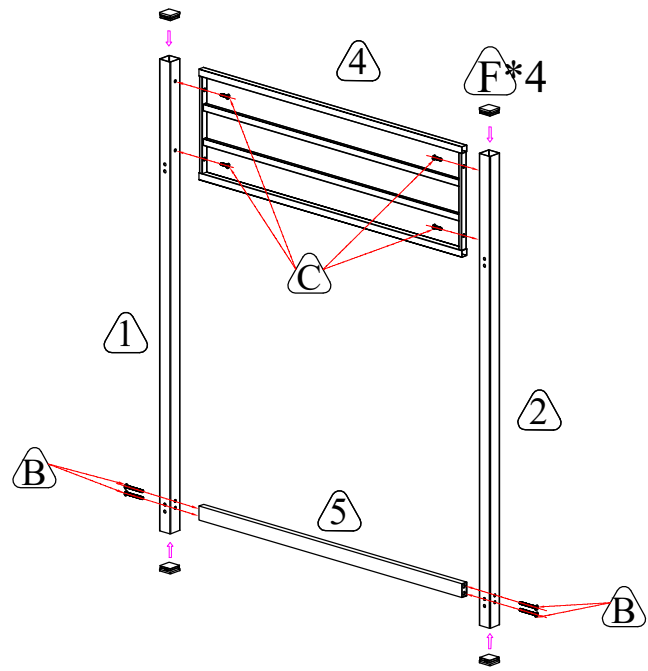
### IMPORTANT SAFETY NOTICE: READ CAREFULLY BEFORE BEGINNING ASSEMBLY!

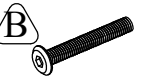

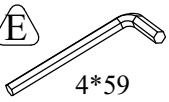

-  Hardware packs and small components should be away from the children, avoid eating and being injured
-  Please, follow with the assembly steps in order
-  Please, do not tighten any screw before each assembling unit is well placed at appropriate position
-  Please, make sure all components are fixed firmly locked without any potential safety hazard After assembly and before using
-  Please, use this product correctly , according to its purpose to avoid danger happened
-  Please, do not stand on any component of this product , except the ladder of this product after fixing locked safely
-  Such as the wall fastening devices are essential parts of this product. Please fix firmly locked without any potential safety hazard before using
-  Please check all contents of this product inside of carton (s) carefully, small parts may have been lost during shipment, if any! contact further with the retailer from which you purchased this product to obtain, do not use any substitute part
-  This assembly instructions booklet contains important safety information, please read and keep for further reference
-  This products is designed referring to overall loading of each set final product,  
Please avoid to load on single point of final product making damaged  
product name : BUNK BED TWIN SIZE overall loading: 400LBS (maximum)  
product name : BUNK BED TWIN SIZE overall loading: 400LBS (maximum)

# BUNK BED

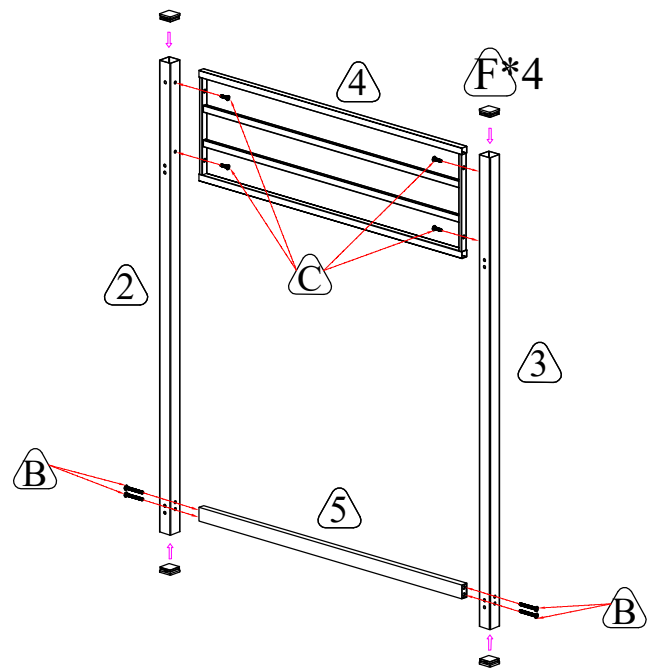
## ASSEMBLY INSTRUCTIONS

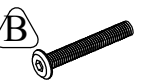

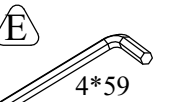

### STEP 1



- B**  1/4\*50 4PCS
- C**  1/4\*25 4PCS
- E**  4\*59 2PCS
- F**  30\*30 4PCS

### STEP 2

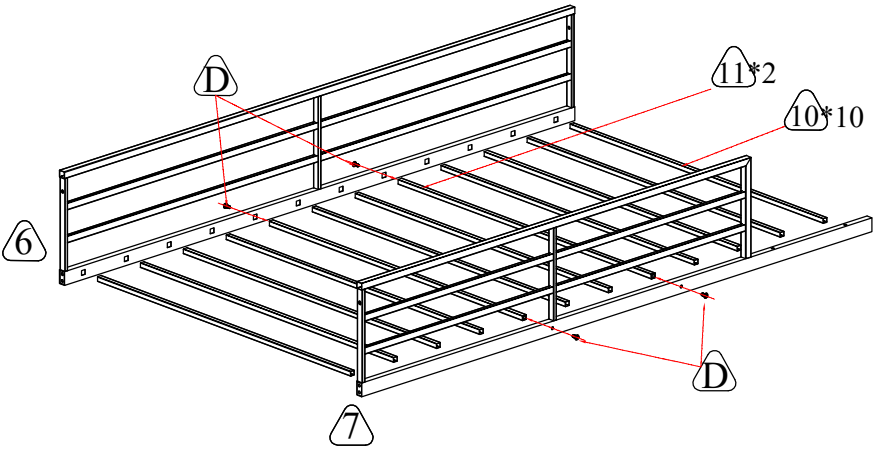



- B**  1/4\*50 4PCS
- C**  1/4\*25 4PCS
- E**  4\*59 2PCS
- F**  30\*30 4PCS


# BUNK BED

## ASSEMBLY INSTRUCTIONS

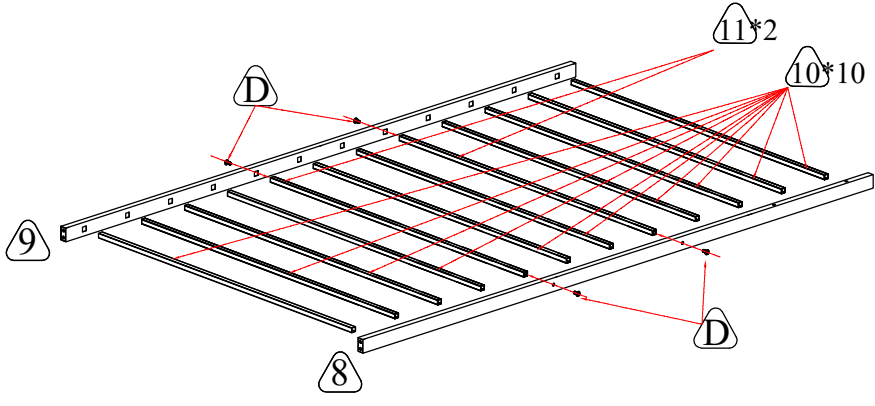
### STEP 3





  
1/4\*15 4PCS

  
4\*59  
2PCS

### STEP 4



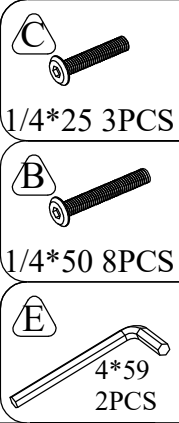
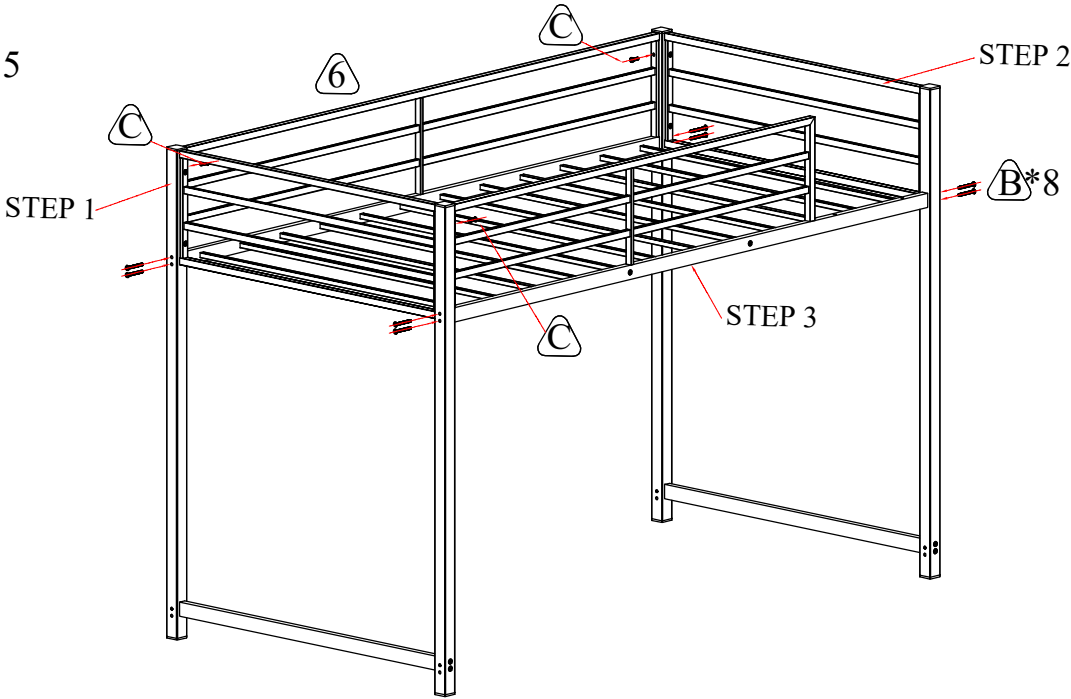
  
1/4\*15 4PCS

  
4\*59  
2PCS

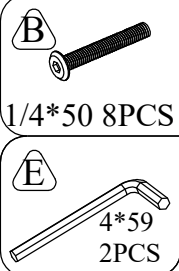
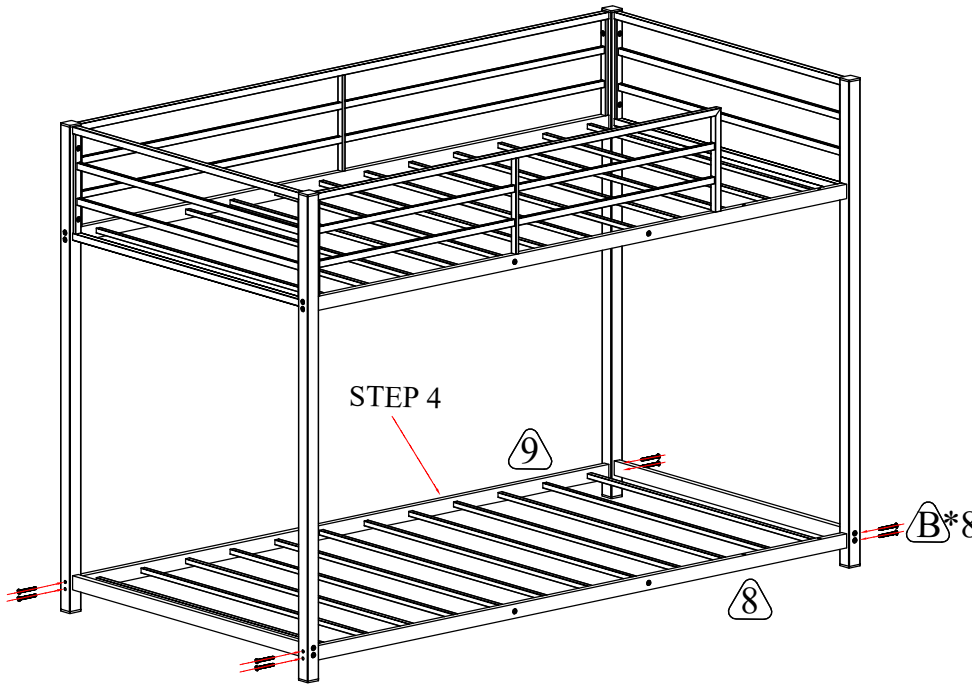
# BUNK BED

## ASSEMBLY INSTRUCTIONS

### STEP 5



### STEP 6



# BUNK BED

## ASSEMBLY INSTRUCTIONS

### STEP 7

