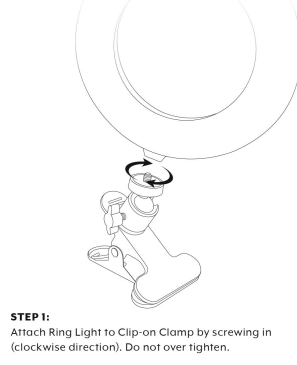




**PRODUCT INTRODUCTION PARTS**



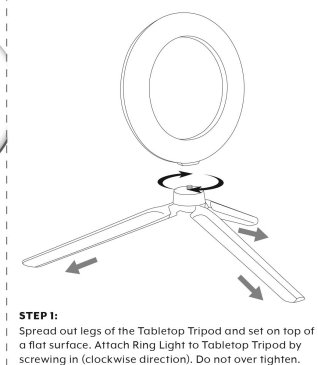
**HOW TO SET UP (Clip-on Clamp)**



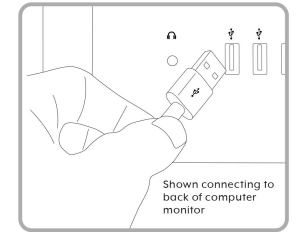
**HOW TO SET UP (Clip-on Clamp)**



**HOW TO SET UP (Tabletop Tripod)**



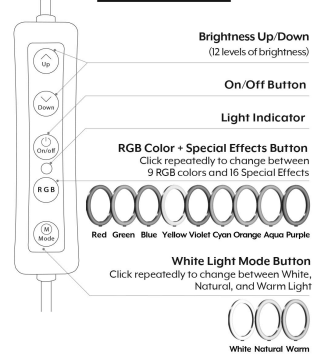
**HOW TO USE**



**STEP 1:** Connect USB cable from the Ring Light to a USB port, such as on a Computer/Laptop, USB Wall Charger, or Portable Power Bank. A light will appear on the interface of the remote to indicate that you are connected. Press power button ON/OFF on the remote to turn on the Ring Light.

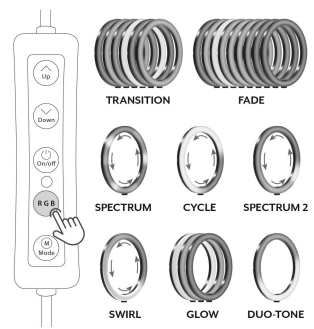
**HOW TO USE (In-line Remote Control)**

**Using the Remote**



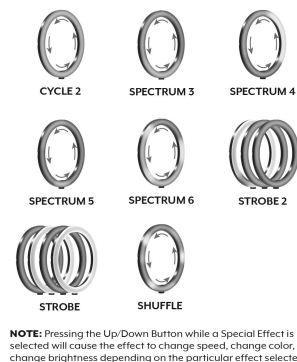
**16 SPECIAL EFFECTS**

The Ring Light illuminates 9 different RGB colors + 16 Special Effects. Click on the RGB Button repeatedly to cycle through each RGB color and Special Effect.



**16 SPECIAL EFFECTS**

*continued*



**FEATURES:**

- 6" RGB Ring Light: Choose from nine different RGB colors, sixteen Special Effects and twelve levels of brightness
- Includes White Light Modes: Warm, Natural, and White
- Includes Clip-on Clamp and Tabletop Tripod for versatile use
- Includes In-line Remote for easy control of lighting
- No batteries required: USB powered. Simply plug into a USB port (Computer/Laptop, Wall Charger, Portable Power Bank) to begin using
- Great for Vlogging, Live Videos, Video Chats, Social Media, Live Streaming, and more

**SPECIFICATION:**

- LED Beads: 40pcs 2835(20pcs White + 20pcs Yellow) + 16pcs RGB
- Diameter: 160mm
- Lumens: 220 LM
- CRI: > 70
- Color Temperature: 3000-6000K
- Output Power: 5W
- Power Input Voltage: DC5V

**Disclaimer**

This manual should be kept for future reference and maintenance purposes only. Be sure to review this manual and become familiar with its contents before using this product. Please make sure to never change the light bulb while plugged into an outlet or other power source. Do not operate or change wires in any way. Keep this product away from children. Clean this product often with a soft, dry cloth. This product is not child-resistant and may contain small parts. Do not try to repair or modify the product. Always unplug the power cord when not in use. Do not touch the power cord with wet hands. Never attempt to insert any metal objects into the cooling holes of fans. Avoid moving the fan/blower by pulling the power cable. Stop using this product if the unit is damaged, especially the power cord or if it indicates repair can lead to fire or electric shock. Do not cover the front panel or obstruct the repair can lead to fire or electric shock. Indoor use only. Please send back to Bower for customer service for issues regarding maintenance or repair. Make sure everything is secure before re-assembly. Make sure the product is intact and that there are no missing parts. All photos and illustrations are for instruction purposes only.

**LIMITED ONE (1) Year Limited Warranty**  
**S. Bower Inc.™ One (1) Year Limited Warranty:** This warranty gives you specific legal rights and you may have other rights which vary from state to state.

The S. Bower Inc.™ Limited Warranty is a voluntary manufacturer's warranty provided to the consumer. This warranty provides rights separate to rights provided by consumer law, including but not limited to those relating to non-conforming goods. S. Bower Inc.™ One Year Limited Warranty benefits are in addition to, and not instead of, rights provided by consumer law and it does not exclude, limit or waive a buyer's rights arising from a consumer law. Consumers have the right to choose whether to claim under either the S. Bower Inc.™ One Year Limited Warranty or under their consumer law rights. The S. Bower Inc.™ One Year Limited Warranty terms and conditions shall not apply to consumer law claims, contact your local consumer organization.

Please note: All claims made under the S. Bower Inc.™ One Year Limited Warranty will be governed by the terms set out in this warranty document.

S. Bower Inc.™ warrants to the product owner that the product will be free against defects in materials and workmanship for a period of ONE (1) YEAR from the date of original retail purchase when used in accordance with S. Bower Inc.™'s user manual. Under this warranty, you will be able to send your claims and defective product to S. Bower Inc.™ via freight prepaid, along with proof of purchase, and will be repaired or replaced at no charge. S. Bower Inc.™ will not be liable for consequential or incidental damage or when made with new or refurbished product components at S. Bower Inc.™'s sole discretion. This limited warranty does not cover failure due to abuse, accidental damage or when the product has been modified or tampered with. S. Bower Inc.™'s performance. A defective product meeting the warranty conditions set forth herein will be repaired or replaced at no charge in either of two ways. The first, which will result in no charges, only, is to return the product to the retailer from whom it was purchased (provided that the retailer is participating retailer). Returns should be made within the time period of the retailer's policy for exchanges. Proof of purchase may be required. Please check with the retailer for the specific return policy regarding free freight for returns or exchanges. This limited warranty is void where prohibited. S. Bower Inc.™ One Year Limited Warranty is located at S. Bower Inc. 46-24 25th Street 3rd Floor Long Island City, NY 11101 for repair or replacement at S. Bower Inc.'s option. Proof of purchase is required. Include name, return address, and issues that you are experiencing with S. Bower Inc.™ products. All other guarantees, express or implied, are hereby disclaimed.

**This warranty does not apply to products sold in countries sold out of the United States.**

©2023 S. Bower, Inc. All rights reserved.  
 All brand names and trademarks belong to their respective owners  
 S. Bower, Inc. LIC, NY 11101 www.BowerUSA.com