
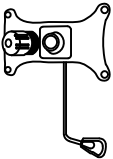





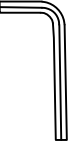


<p><b>Ax1</b></p> 	<p><b>Ex1</b></p> 
<p><b>Bx1</b></p> 	<p><b>Fx4</b></p>  <p><b>M6X20MM</b></p>
<p><b>Cx1</b></p> 	<p><b>Gx4</b></p>  <p><b>M6X25MM</b></p>
<p><b>Dx1</b></p> 	<p><b>Hx1</b></p> 

STEP 1

STEP 2

STEP 3

Make sure the steel panel up the mechanism

STEP 4

Push the seat match the 4 holes then tighten screws.

STEP 5

STEP 6