



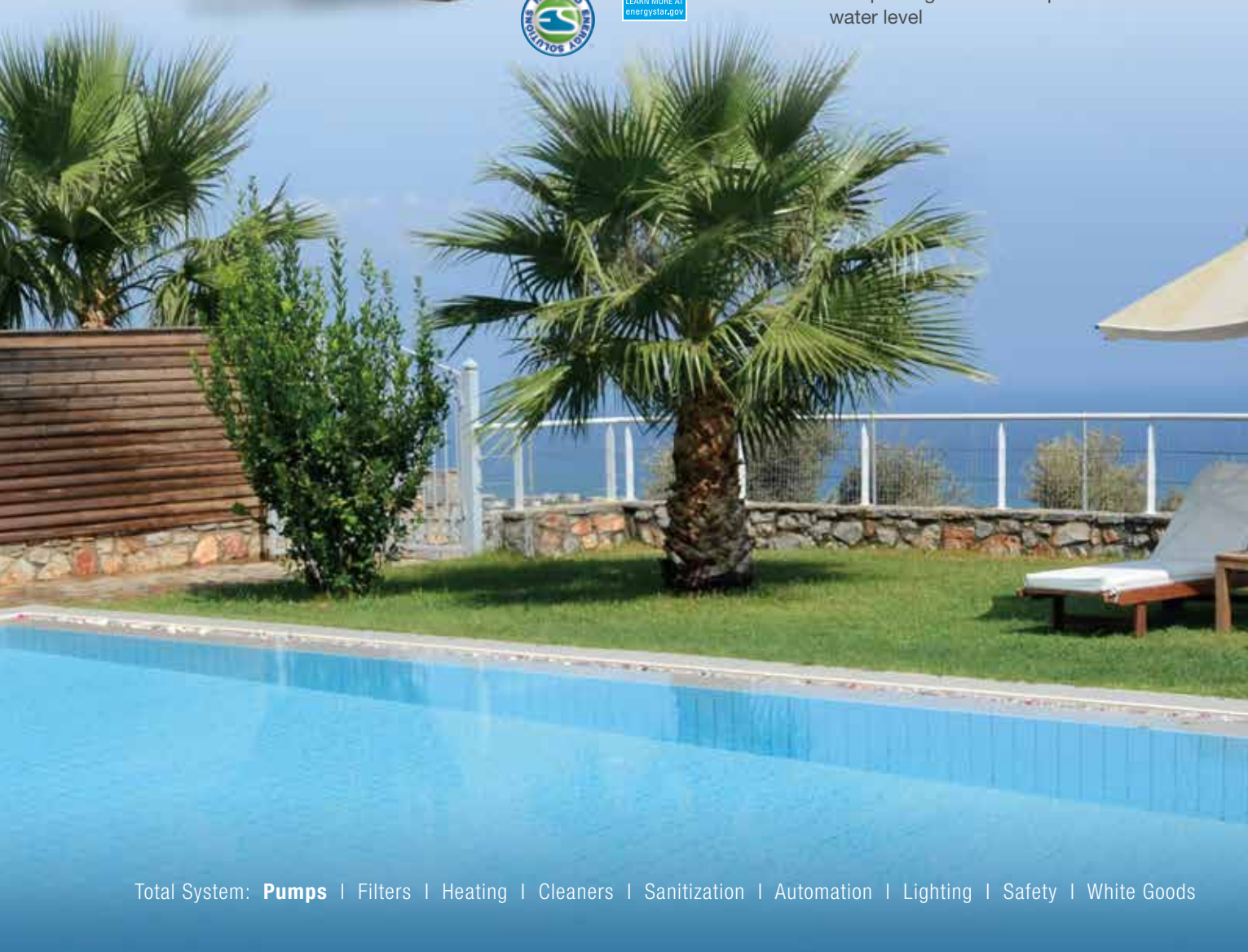
# MaxFlo XL™

## MEDIUM HEAD PUMP SERIES



Advanced hydraulics and the latest conveniences combined with incredible economy and performance.

- Advanced hydraulics improves efficiency and priming
- Seamlessly retrofits with the entire MaxFlo™ line
- All models include 1½" x 2" union connections
- Pressure testable to 50 psi
- Self-priming suction lift up to 8' above water level



Aligns with the entire MaxFlo line for seamless retrofit installations

All models include 1½" x 2" union connections

Advanced hydraulics for increased efficiency and priming ability

Self-priming (suction lift up to 8' above water level)

Strainer cover seals with less than a ¼ turn

Clear cover to know when the basket needs cleaning

Pressure testable to 50 psi maximum

Heavy-duty motor

Easy to service with just 4 bolts to remove

Optional riser base (SPX2300GR) provides alignment with Sta-Rite® Dyna-Pro®



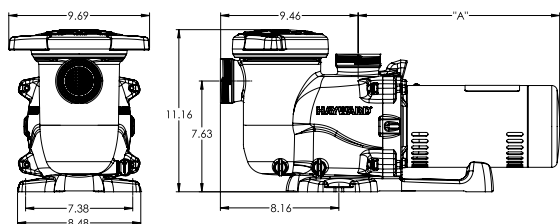
## MaxFlo XL™ Pump

MaxFlo XL is the ideal self-priming, medium-head pump for entry-level, new construction and aftermarket applications. MaxFlo XL's advanced hydraulics deliver the performance and reliability pool pros need, while its silent operation, conveniences and exceptional value will make it a favorite with pool owners.

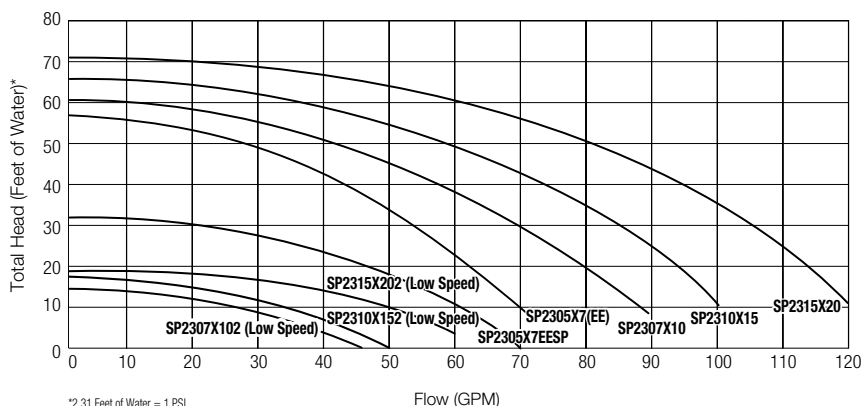
Model Number	Total H.P.	Rated H.P.	Service Factor	Voltage	Union Connections	Dim. "A"	Ctn. Qty.	Ctn. Weight
<b>Energy Efficient Max Rated Single-Speed</b>								
SP2305X7EESP*	0.95	¾	1.27	115/208-230	1 ½" x 2"	13 ¾"	1	34 lbs.
SP2305X7EE	0.95	¾	1.27	115/208-230	1 ½" x 2"	13 ¾"	1	34 lbs.
<b>Standard Efficient Max Rated Single-Speed</b>								
SP2305X7	0.95	¾	1.27	115/208-230	1 ½" x 2"	13 ¾"	1	34 lbs.
SP2307X10	1.25	1	1.25	115/208-230	1 ½" x 2"	14 ¼"	1	37 lbs.
SP2310X15	1.65	1 ½	1.1	115/208-230	1 ½" x 2"	15 ½"	1	42 lbs.
SP2315X20	2.10	2.0	1.05	115/208-230	1 ½" x 2"	15 ½"	1	45 lbs.
<b>Energy Efficient Max Rated Dual-Speed</b>								
SP2307X102*	1.25	1	1.25	230	1 ½" x 2"	15"	1	41 lbs.
SP2310X152*	1.65	1 ½	1.1	230	1 ½" x 2"	15 ½"	1	43 lbs.
SP2315X202*	2.10	2.0	1.05	230	1 ½" x 2"	16"	1	46 lbs.

\*ENERGY STAR certified

## Dimensional Drawing



## MaxFlo XL Medium Head Pumps



Select MaxFlo XL models are ENERGY STAR certified

To take a closer look at MaxFlo XL or other Hayward products, go to [hayward.com](http://hayward.com) or call 1-888-HAYWARD.



**HAYWARD**

620 Division Street | Elizabeth, NJ 07201

MaxFlo XL Series Pumps are listed by:

