

Thank you for your purchase!

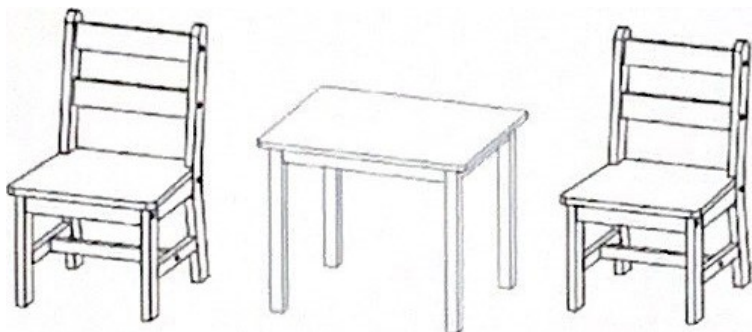


Table and Chair Set

ASSEMBLY INSTRUCTIONS

Before You Begin: Note: Drill and hex bit may be required for assembly.

Please identify all component parts and hardware pieces required before you begin. Carefully remove all components from the packaging and set aside for assembly. Assemble on a soft surface to prevent scratching during assembly.

Caution:

Tighten all components securely before use. Failure to do so may result in personal injury. DO NOT use any sharp objects to open plastic wrapped components as damage to product or components may result.

Warning:

CHOKING HAZARD - Small Parts. Adult Assembly Required.

DO NOT ALLOW CHILDREN TO CLIMB ON FURNITURE

Online Assembly Instructions: <http://ftp.flashfurniture.com/AssemblyInstructions/TW-WTCS-1001-GRY-GG.pdf>

Customer Service email: CustomerExperience@belnick.com | Phone: 866-552-2810

TW-WTCS-1001-GRY-GG / TW-WTCS-1001-NAT-GG / TW-WTCS -1001-WH-GG

Have a Question/Concern?

Quality products and first-class customer service are the cornerstone of long-lasting consumer relationships. We strive toward excellence in all we do and want you to be completely satisfied with your purchase.

Please contact our exceptional Customer Experience Agents at the email address or phone number shown below to assist you with any product questions or issues before requesting a return.

We look forward to serving you in a friendly, efficient manner to resolve any issues you may have.

Customer Service Email: CustomerExperience@belnick.com

Customer Service Phone: 866-552-2810

Our Warranty Statement

This warranty covers manufacturing defects associated with your new product. The product is warranted from the original purchase date and to the original purchaser for normal usage, according to the below-referenced specifications and limitations.




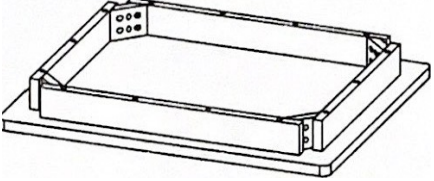

- Non-moving metal parts are warranted for 5 years.
- Component parts including pneumatic cylinder, control mechanism, base and casters are warranted for 2 years.
- All other items are warranted for 1 year.

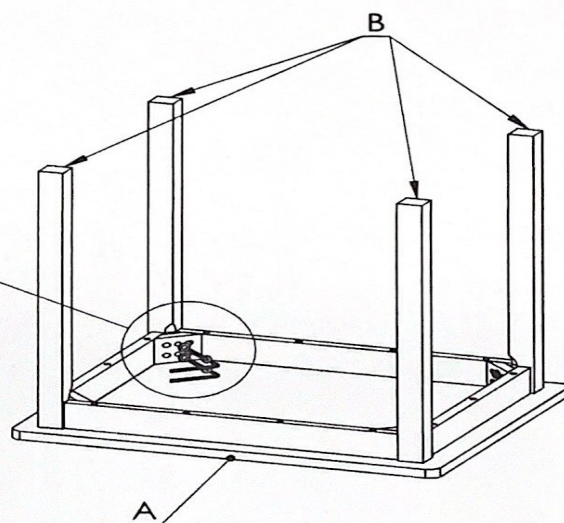

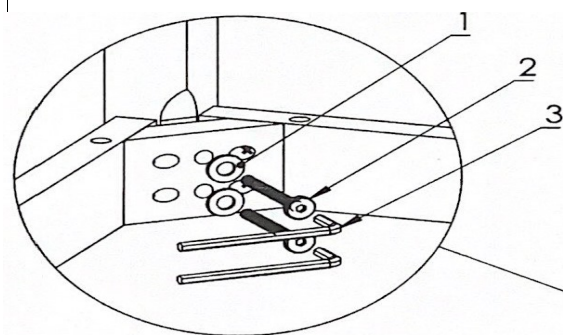
Normal usage means use in compliance with the restrictions and weight limits specified for the product. In the absence of product-specific restrictions and weight limits, normal usage means use for no more than forty hours per week by persons weighing 250 lbs. or less.

Coverage terminates if the product is sold or otherwise transferred. Repairs made by parties other than Belnick also void this warranty.

This warranty will not cover: (1) labor, freight, or damage from misuse, abuse, negligence, alteration, assembly, installation, attachments, accident, vandalism, acts of nature or any other event beyond the control of Belnick; (2) tearing, scratching, scuffing, or blemishing of leather or fabric; (3) cosmetic damage that may result from normal usage; (4) damage attributable to use by persons exceeding specified weight limits or commercial use exceeding forty hours per week; or (5) rust or other damage caused by exposure to moisture. The user assumes all risk of injury resulting from use of this product. Liability for incidental or consequential damage is excluded. Some states do not allow the exclusion or limitation of incidental or consequential damages, so the above limitation or exclusion may not apply to you.



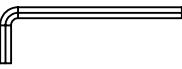
TABLE ASSEMBLY INSTRUCTIONS

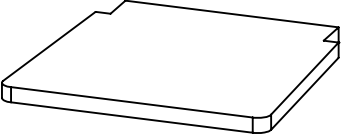
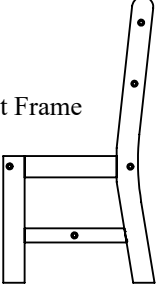
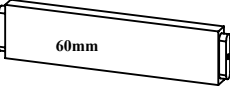
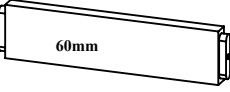

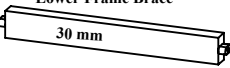
NO	NAME OF HARDWARE			QTY
1	WASHER	6 X 16		8
2	BOLT	Mb X 50		8
3	ALLEN KEY			1
				
A x 1		B x 4		

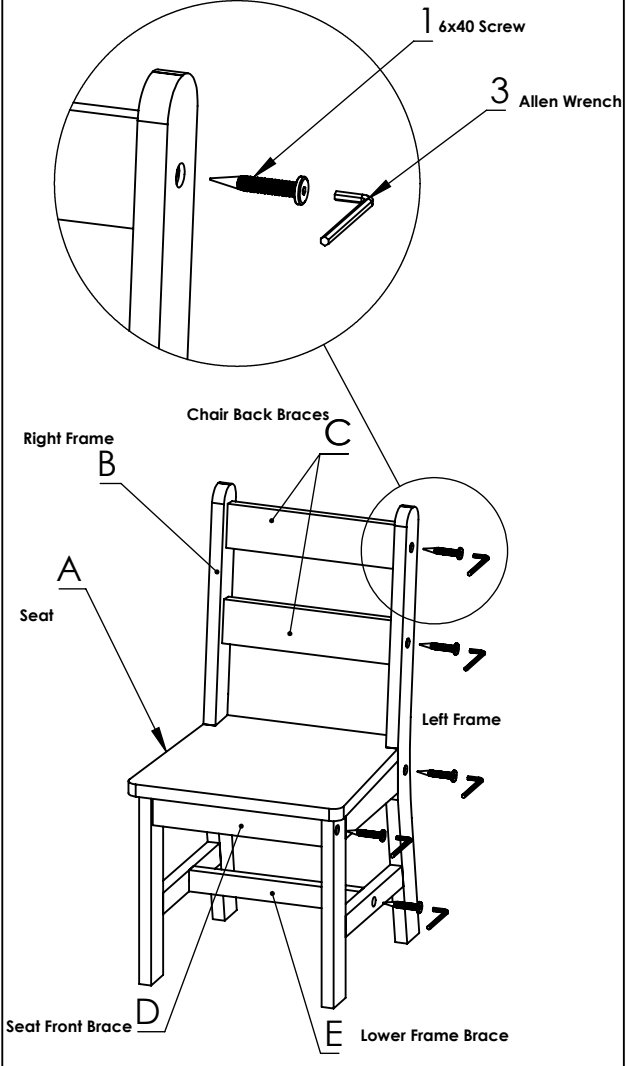
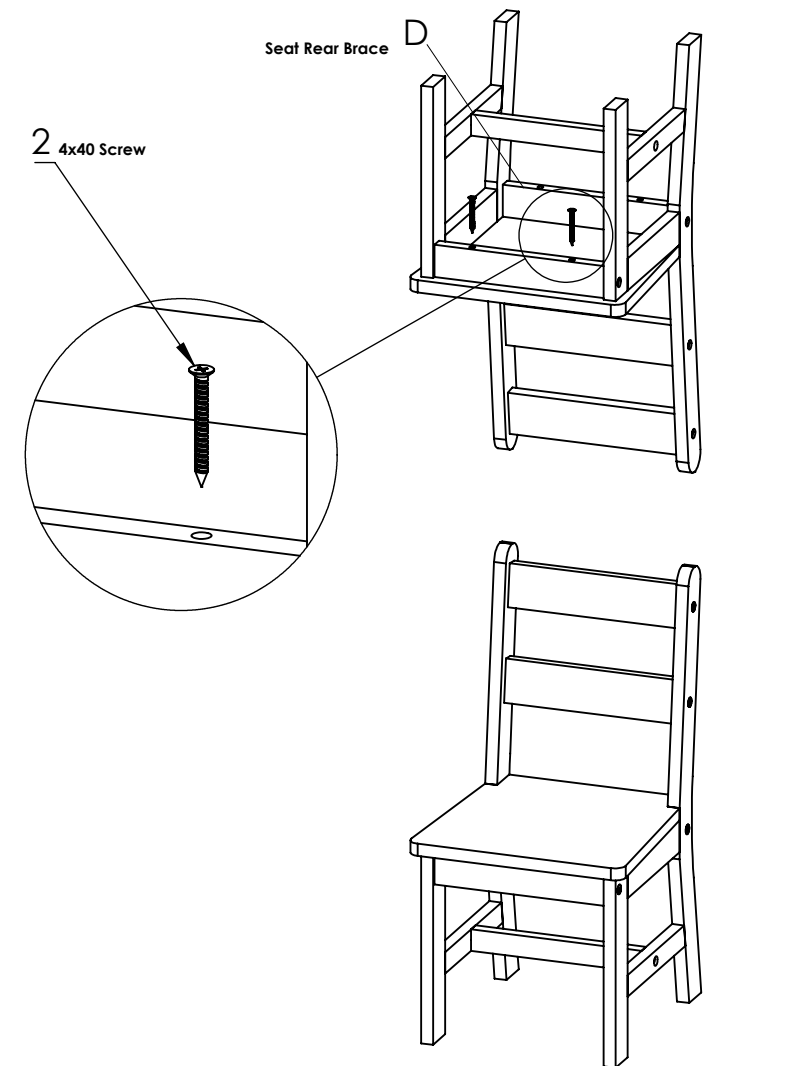


DO NOT TIGHTEN SCREWS BEFORE COMPLETELY ASSEMBLED

CHAIR ASSEMBLY INSTRUCTIONS

NO	NAME OF HARDWARE			QTY
1	SCREW	6 X 40		20
2	SCREW	4 X 40		8
3	ALEN KEY			1

 A X 2	 Right Frame  Left Frame B X 2	 C 60mm X 4  D 45mm X 4  E 30 mm X 2
--	---	--

 <p>1 6x40 Screw</p> <p>3 Allen Wrench</p>	 <p>2 4x40 Screw</p> <p>Seat Rear Brace D</p>
--	---

DO NOT TIGHTEN SCREWS BEFORE ADJUSTING STABILITY