

# KOHLER® Faucets

## 8" rainhead with Katalyst® air-induction technology, 1.75 gpm K-13692-G

### Features

- Single-function Rain showerhead.
- MasterClean™ spray nozzles prohibit mineral buildup for easy cleaning.
- Katalyst® Spray Technology with air induction ball joint.
- Optimized sprayface for maximum performance.
- 1.75 gallon (6.6 L) per minute flow rate.

### Material

- Solid brass construction.

### Installation

- 1/2" - 14 NPT connection.

### Optional Products/Accessories

K-7394 Shower Arm



### Codes/Standards

ASME A112.18.1/CSA B125.1

DOE - Energy Policy Act 1992

EPA WaterSense®





California Energy Commission (CEC)

### KOHLER® Faucet Lifetime Limited Warranty

See website for detailed warranty information.

### Available Colors/Finishes

*Color tiles intended for reference only.*

Color	Code	Description
	CP	Polished Chrome
	SN	Vibrant® Polished Nickel
	AF	Vibrant® French Gold
	BN	Vibrant® Brushed Nickel
	BV	Vibrant® Brushed Bronze
	2BZ	Oil-Rubbed Bronze
	VNT	Vintage Nickel

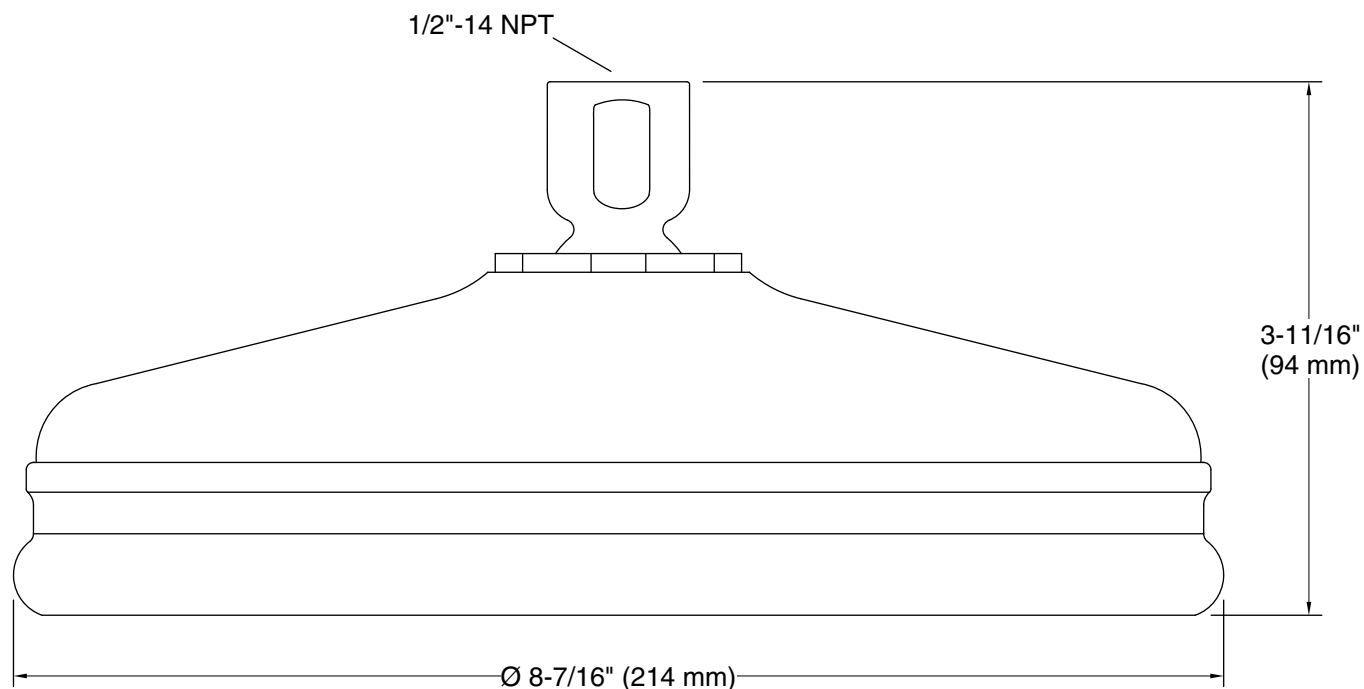
1-800-4KOHLER (1-800-456-4537)

Kohler Co. reserves the right to make revisions without notice to product specifications.

For the most current Specification Sheet, go to [www.kohler.com](http://www.kohler.com).

1-22-2020 05:49 - US/CA

THE BOLD LOOK  
OF **KOHLER®**



## Technical Information

All product dimensions are nominal.

### Showerhead/Body Spray:

Rated maximum flow: 1.75 gal/min (6.6 l/min)

Pressure: 80 psi (5.5 bar)

## Notes

For use with automatic compensating valves rated at 1.5 gal/min (5.7 l/min) or less.

Install this product according to the installation instructions.