

Features

- Two Lever handles offer separate control of hot and cold water
- 7-1/2" (191 mm) spout reach
- Coordinates with other products in the Riff collection
- Trim only, requires valve to complete installation

Material

- Premium metal construction for durability and reliability
- KOHLER® finishes resist corrosion and tarnishing

Installation

- Deck- or bath-mount

Required Products/Accessories

K-300-K 1/2" ceramic high-flow valve system

or

K-301-K 3/4" high-flow bath valve

Recommended Products/Accessories

- K-23723 Faucet cleaner
- K-27409 18" towel bar
- K-27410 24" towel bar
- K-27411 Double robe hook
- K-27412 Towel ring
- K-27413 Pivoting toilet paper holder



ADA

CSA B651

OBC

Codes/Standards

ASME A112.18.1/CSA B125.1

ADA

ICC/ANSI A117.1

CSA B651

OBC






IAPMO Certification

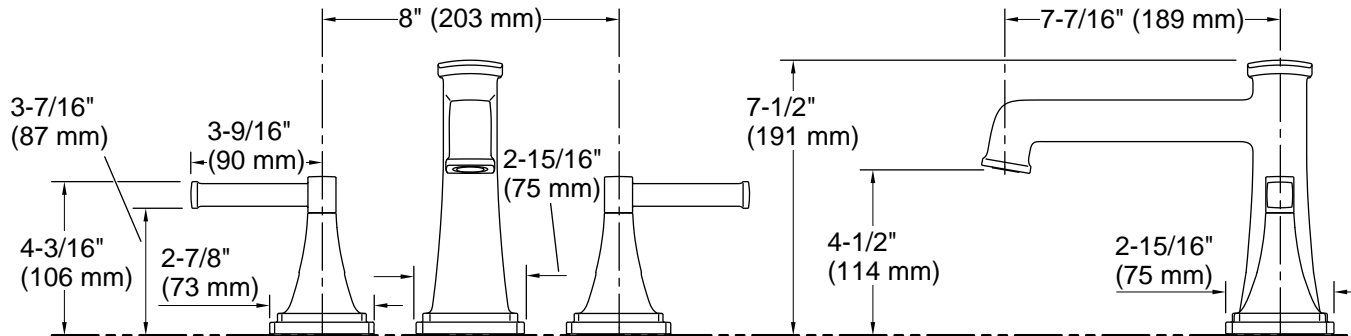
KOHLER® Faucet Lifetime Limited Warranty

See website for detailed warranty information.

Available Colors/Finishes

Color tiles intended for reference only.

Color	Code	Description
	CP	Polished Chrome
	SN	Vibrant® Polished Nickel
	BN	Vibrant® Brushed Nickel
	BL	Matte Black
	2MB	Vibrant® Brushed Moderne Brass



Technical Information

All product dimensions are nominal.

Drain included: No

Spout:

Spout reach: 7-7/16" (189 mm)

Handshower:

Rated maximum flow: 0 gal/min (0 l/min)

Notes

Install this product according to the installation instructions.

ADA, OBC, CSA B651 compliant when installed to the specific requirements of these regulations.