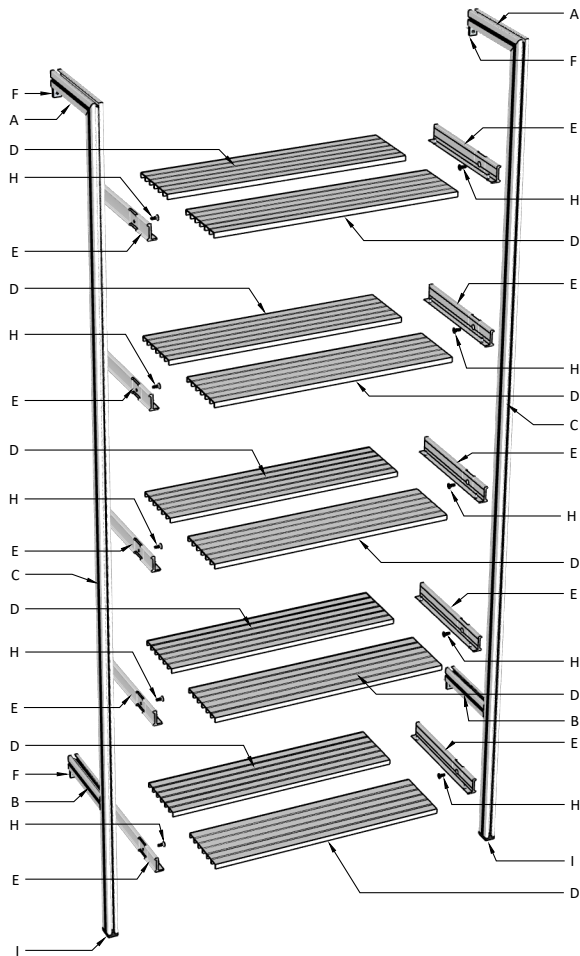


Mount the shelf end supports into the pole and tighten screw.



Additional Instructions
<https://www.modernshelving.com>

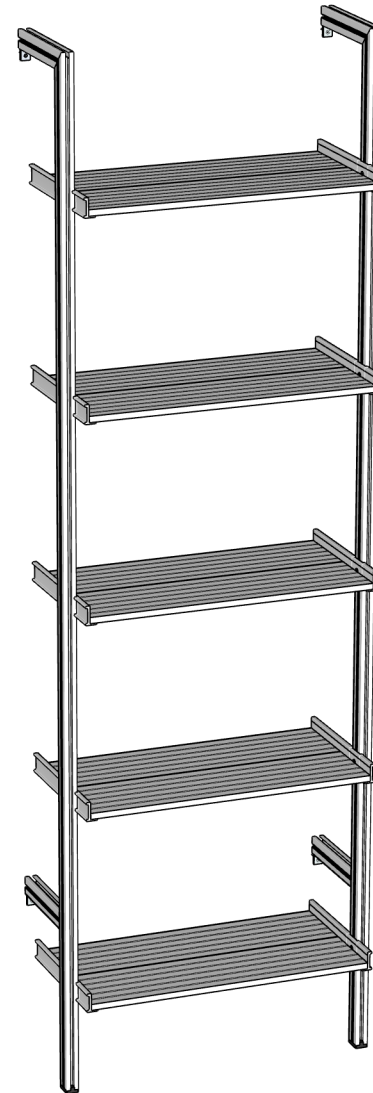
Modern Shelving®

All Aluminum Shelving System
ALUMPAL Series




ALUMPAL - 1224

24 inch Wide x 5 rows Adjustable Pole Mounted Shelving
 (24" W x 84" H x 12" D)

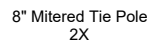


WHAT'S IN THE BOX


A



8" Mitered Tie Pole
2X



B

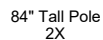


8" Flat Tie Pole
2X



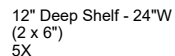
C

84" Tall Pole
2X

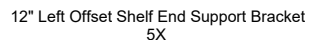


D

12" Deep Shelf - 24"W
(2 x 6")
5X



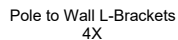
E



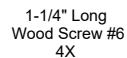
F

Pole to Pole L-Brackets
4X

Pole to Wall L-Brackets
4X




G																		



1-1/4" Long
Wood Screw #6
4X

I

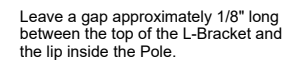


Pole Cap
2X

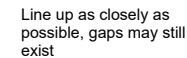


1/4" #20 Screw
1/2" Long (SES Screw)
10X

PAL POLE PROFILE



Leave a gap approximately 1/8" long between the top of the L-Bracket and the lip inside the Pole.



Poles may shift out of alignment if the Pole to Pole L-Bracket is over tightened under the Mitered Tie Pole. Loosen L-Brackets one at a time when making re-adjustments for a better alignment between the Pole and Mitered Tie Pole.

