

DAX / PERRY / BOSWELL

BENTWOOD OFFICE CHAIR

MODEL # AXCDAXN-BL





Questions, problems, assembly help, missing parts?

No need to return the product, we will gladly help and ship your replacement parts free of charge

Please call Customer Service at 1-866-518-0120 ext. 262

Monday to Friday between 9 am – 4 pm EST

or go to

www.simpli-home.com/parts request

In order to assist you in a timely manner, please have the following information ready:

Model # _____ Part Number or Letter _____

Purchased at _____ Date of Purchase _____

If you wish to return the product, please contact the retailer where the product was purchased.

IMPORTANT: Please read this manual carefully before beginning assembly of this product. Keep this manual for future reference.

SAFETY INFORMATION

Identify all the parts and hardware. Do not discard of the packaging until you have checked that you have all of the parts and hardware required. Hardware package may have spare parts.

WARNING: This item contains small parts which can be swallowed by children and pets. Keep children and pets away during assembly. To avoid danger of suffocation, always keep plastic bags away from children and pets.

We recommend that you assemble this unit on a carpeted floor to avoid scratches. We do not recommend the use of power tools for assembly as this could damage the unit. Only use manual tools.

Requires 2 people for ease of assembly.

CARE and MAINTENANCE

Wipe regularly with clean water and a damp, clean, soft white cloth.

General cleaning can be done as needed with a mild detergent and water solution. Always rinse with clean water and dry.

For heavy soiling, dampen a soft white cloth or soft bristle brush. Use care as scrubbing can damage the surface.

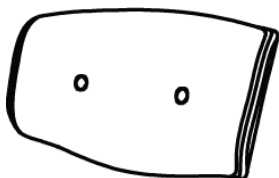
More difficult stains can be treated, but this should be occasional, not daily, cleaning. ANY cleaning solution used must be removed with clean water and a clean white cloth. Cleaning residue left on the material can cause it to dry out and crack, or affect the color.

DO NOT use any cleaners with corrosive ingredients (lye, acids or ammonia).

PRE-ASSEMBLY INFORMATION

PARTS DESCRIPTION

A



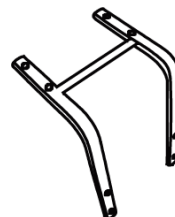
BACK
QTY 1

B



SEAT
QTY 1

C



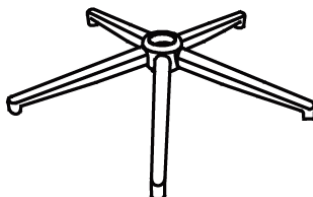
CONNECTOR
QTY 1

D




GAS LIFT
QTY 1

E



BASE
QTY 1

F



MECHANISM
QTY 1

G



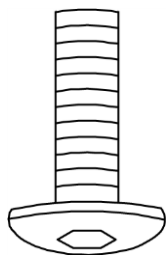
CASTER WHEELS
QTY 5

NEED HELP? For help with assembly or if you are missing a part,
Please call customer service at 1-866-518-0120 ext. 262 (9 am to 4 pm EST)

PRE-ASSEMBLY INFORMATION

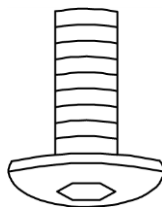
HARDWARE DESCRIPTION

1



ALLEN KEY SCREW
M6 X 25 mm
QTY 8

2



ALLEN KEY SCREW
M6 X 20 mm
QTY 4

3

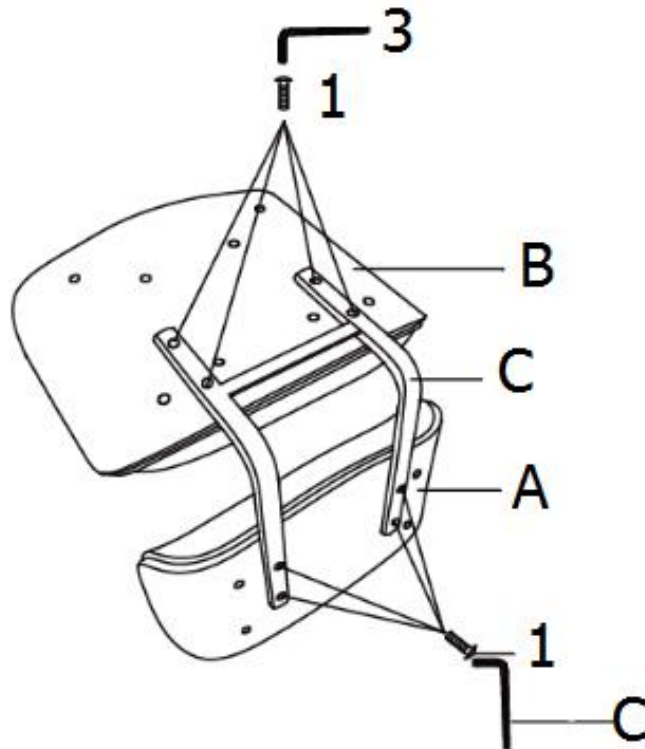


ALLEN KEY
QTY 1

NEED HELP? For help with assembly or if you are missing a part,
Please call customer service at 1-866-518-0120 ext. 262 (9 am to 4 pm EST)

ASSEMBLY

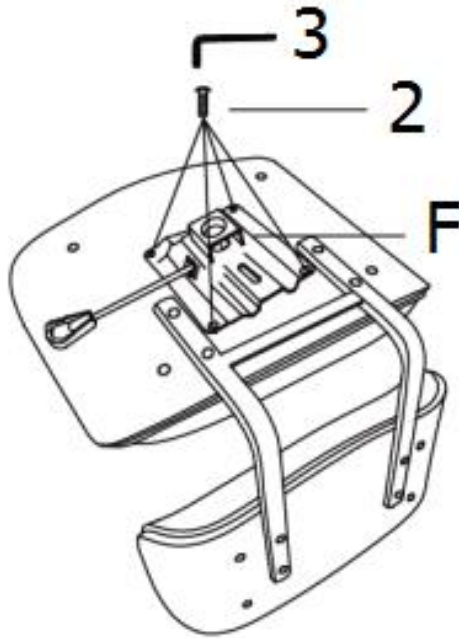
STEP 1



Align the holes on the Connector (C) with the Seat (B) and Back (A).
Insert Allen Key Screws (1) through the Connector (C) to the Seat (B) and Back (A) and tighten.

ASSEMBLY

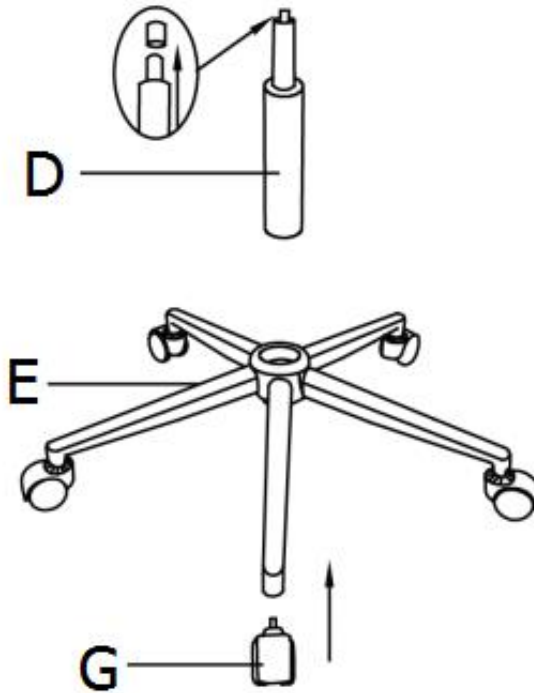
STEP 2



Align the holes on the Mechanism (F) to the Seat (B).
Insert Allen Key Screws (2) into pre-drilled holes and tighten.

ASSEMBLY

STEP 3

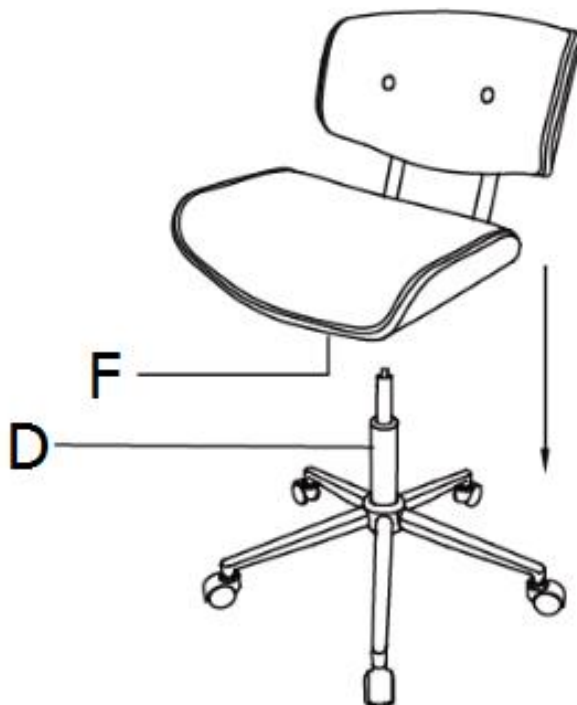


Insert the Castor Wheels (G) to the Base (E).

Remove the plastic cap from the Gas Lift (D) and place the Gas Lift (D) in the middle of the Base (E).

ASSEMBLY

STEP 4

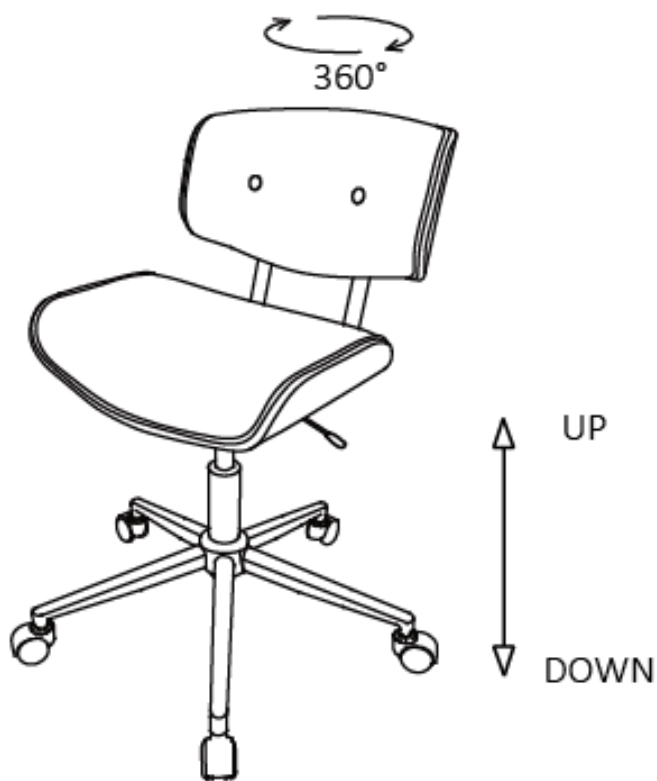


Place the assembled seat on the Gas Lift (D).

NOTE: the hole of the Mechanism (F) should aim to the top of the Gas Lift (D).

ASSEMBLY

STEP 5



Press the lever on the Mechanism (F) to raise the seat up or down.



WARRANTY

Thank you for purchasing a **Simpli Home – Wyndenhall – Brooklyn + Max** product. These products have been made to demanding, high-quality standards and are guaranteed for domestic use against manufacturing faults for a period of 12 months from the date of purchase. This warranty does not affect your statutory rights.

In case of any malfunction of your product (failure, missing parts, etc.) please contact us at our toll free service line at 1-866-518-0120 ext. 262 from 9 am to 4 pm, Monday to Friday, Eastern Standard Time or by email at customerservice@simpli-home.com.

We reserve the right to repair or replace the defective product, at its discretion.

This product is guaranteed for 12 months if used for normal purposes. Any warranty is invalid if the product has been overloaded or subject to neglect, improper use or an attempted repair by other than an authorized agent. Heavy-duty or daily professional/commercial usage are not guaranteed.

Due to continuous product improvement, we reserve the right to change the product specifications without prior notice.