



20-year warranty

Great news! Your POLYWOOD warranty is already activated, no need to send anything in. Located on the bottom of each item is a sticker with a serial number. Please keep this number for your records.

View our full warranty:
polywoodoutdoor.com/warranty



Having trouble?

If you have questions or concerns regarding assembly instructions or missing parts, please contact us at hello@polywoodoutdoor.com or (833) 665-6300



Cleaning tips

For a Quick Clean:

Simply wipe down with soap and water.

For a Deep Clean:


Wipe on $\frac{1}{3}$ bleach and $\frac{2}{3}$ water solution with a clean cloth and let it sit on the lumber for a few minutes (this will not affect the color). Then, loosen any dirt and debris that may catch in surface grooves with a soft bristle brush; hose down to rinse.

For a High-Power Clean:

Use a pressure power washer (not exceeding 1,500 psi) to spray off dirt and debris. Apply a $\frac{1}{3}$ bleach and $\frac{2}{3}$ water solution and scrub with a soft bristle brush. Hose down to rinse.

POLYWOOD

Assembly Instructions



ARSW48

allen + roth

Oakport 48" Swing
by POLYWOOD

Thank You

Thank you for choosing POLYWOOD!
We hope our furniture helps create a gathering place for you and your loved ones to enjoy for many years to come!



Join the POLYWOOD Owner's Community

Sign up at:

polywoodoutdoor.com/welcome

As a POLYWOOD Owner, you'll be among the first to access exclusive information about new product launches, special promotions, and giveaways.



Reach Out

Questions? Please contact us:
hello@polywoodoutdoor.com
(833) 665-6300



Watch & Learn

For assembly tips and videos visit:
polywoodoutdoor.com/assembly

Share your space

We love to see where our furniture ends up — snap a pic and tag it on Instagram or Facebook for your chance to be featured on our social channels!
#polywood #rethinkoutdoor



facebook.com/polywoodoutdoor




[@POLYWOOD](https://instagram.com/POLYWOOD)



pinterest.com/polywood



youtube.com/polywood

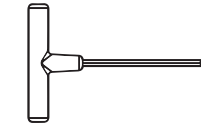


Did you know?

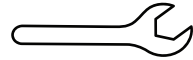
On average, POLYWOOD recycles 400,000 milk jugs a day!

Learn more about our story:
genuinePOLYWOOD.com

TOOLS



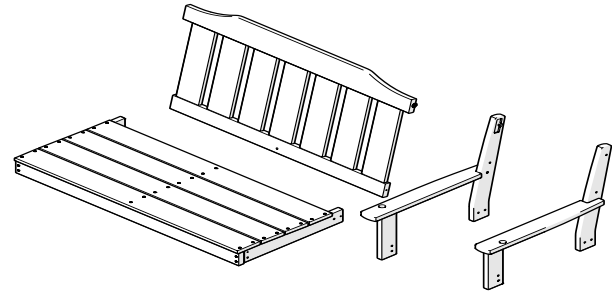
4mm T-handle
hex key (included)



1/2" wrench
(not included)

PARTS

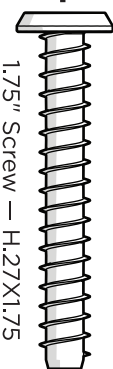
*Not to scale



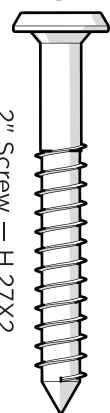
A x2 **B** x4 **C** x1 **D** x2



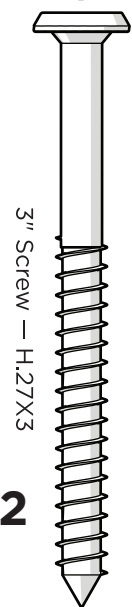
1.75" Bolt — H.25-20X1.75



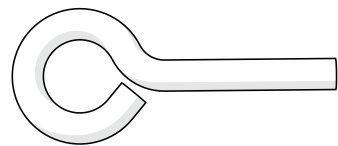
1.75" Screw — H.27X1.75



2" Screw — H.27X2

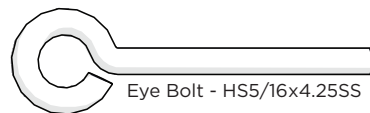


3" Screw — H.27X3



Eye Bolt — HEB5/16-18X1.5SS *

E x2



Eye Bolt - HS5/16x4.25SS *

F x2



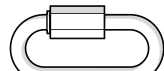
Nut
HNS/16-18NLSS *

x4



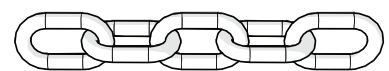
Washer
HW.31FLS *

x8



Quick Link — HQL.25ZN *

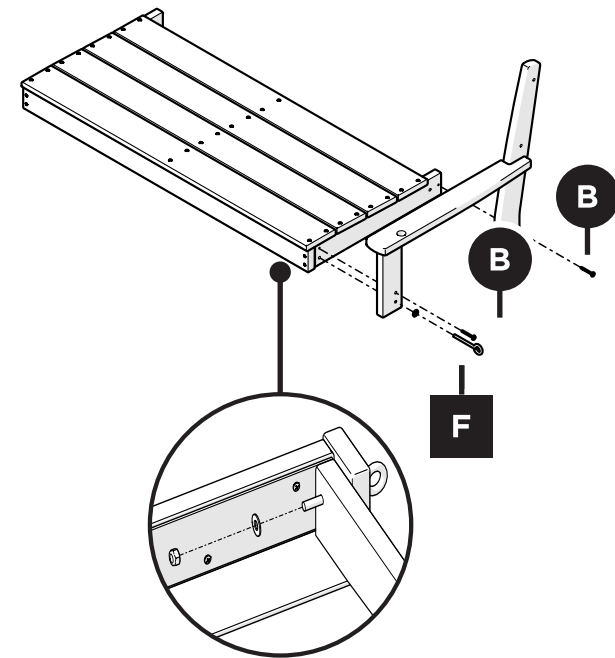
x6



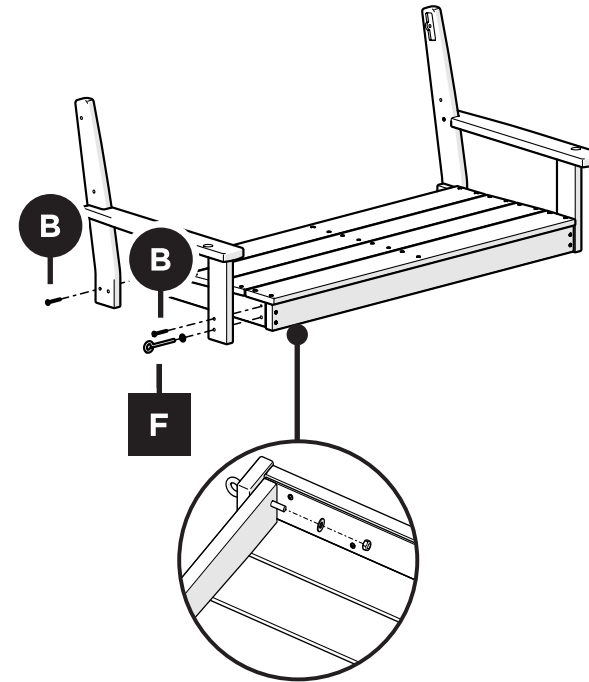
Chain — HSC3/16EG-PROOF *

x4

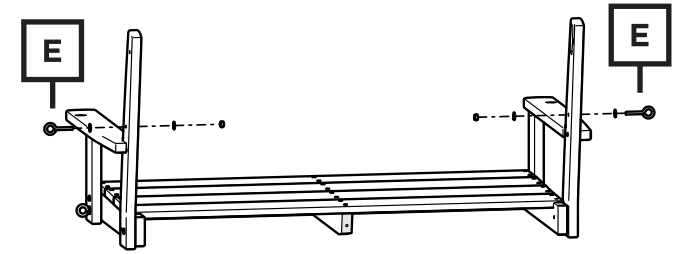
1



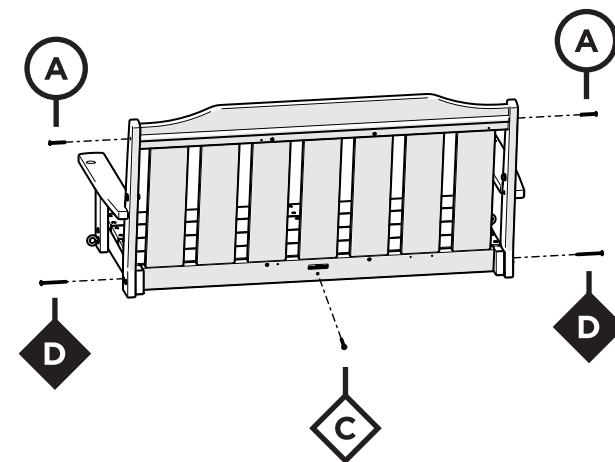
2



3

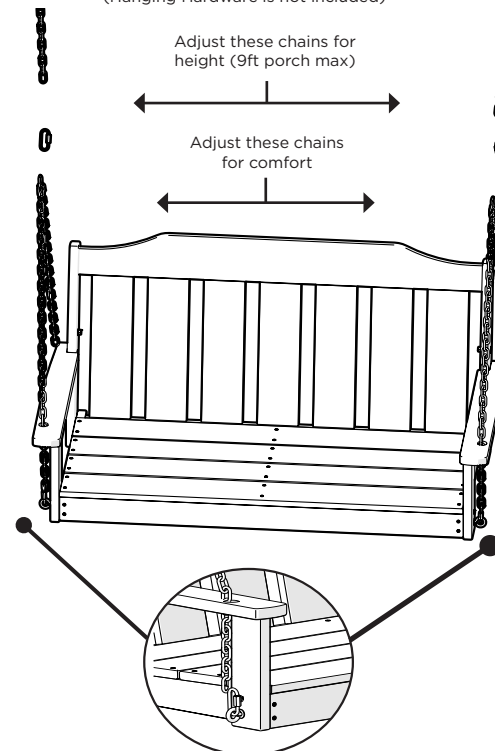


4



Tip: Hanging mounts should be
about 55" apart.

(Hanging Hardware is not included)



POLYWOOD