

Thank you for your purchase!



## Armless Swivel Task Chair

# ASSEMBLY INSTRUCTIONS

### Before You Begin:

Please identify all component parts and hardware pieces required before you begin. Carefully remove all of the components from the packaging and set aside for assembly. Assemble on a soft surface to prevent scratching during assembly.

### Caution:

Tighten all components securely before use. Failure to do so may result in personal injury. DO NOT use any sharp objects to open plastic wrapped components as damage to product or components may result.

### Warning:

**CHOKING HAZARD - Small Parts. Adult Assembly Required.**

**DO NOT ALLOW CHILDREN TO CLIMB ON FURNITURE**









Serious or fatal injuries can occur from furniture tipping over. You must install Tipping Restraint Hardware (where included) to help prevent the unit from tipping and causing accidental injury, instability, death or damage. The tipping restraint is intended only as a safety measure, it is not a substitute for proper adult supervision.

To help prevent furniture from tipping over it must be permanently attached to the wall. Anti-Tip Safety Wall Straps suitable for the unit weight and wall materials (if not included) should be purchased and installed.

.....  
Customer Service Email: [CustomerExperience@theubiquegroup.com](mailto:CustomerExperience@theubiquegroup.com) | Phone: 866-552-2810

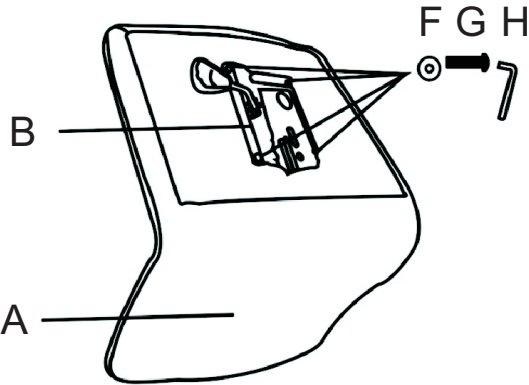
DS-512B-TAN-GG / DS-512B-LTGY-GG / DS-512B-BK-GG / DS-512B-BR-GG / DS-512B-WH-GG  
DS-512B-BK-BK-GG / DS-512B-BR-BK-GG / DS-512B-WH-BK-GG

PARTS

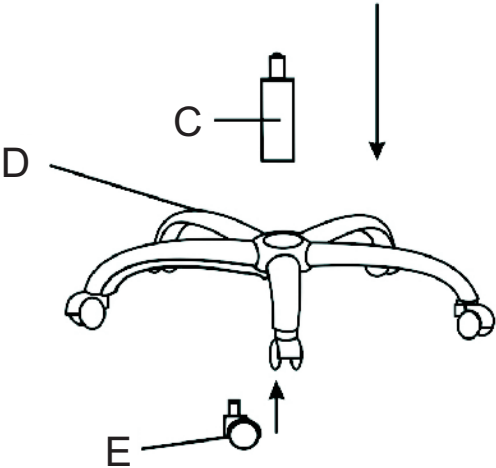
Ax1	Bx1	Cx1	Dx1	Ex5	Fx4	Gx4	Hx1
Seat	Mechanism	Cylinder	Base	Casters	Washer	Bolt	Allen Wrench
							

STEPS

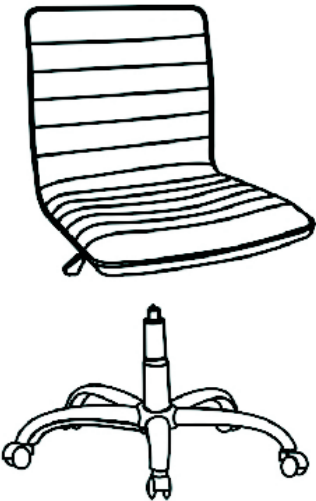
STEP 1:



STEP 2:



STEP 3:



## **Quality and Safety Guidelines**

**Please follow the static and dynamic weight capacity limits provided on this item. If you are unsure of the weight capacities for this product, email us at [customerexperience@theubiquegroup.com](mailto:customerexperience@theubiquegroup.com) or call 866-552-2810.**

- Please use this item on a stable, level surface only. All casters should contact the flooring surface when in use. Do not use this item if any instability is detected.**
- For replacement parts, please email us at [customerexperience@theubiquegroup.com](mailto:customerexperience@theubiquegroup.com) or call 866-552-2810.**
- This item is intended for sitting only, do not climb or stand on this item.**
- This item is intended for indoor use only.**
- Store indoors away from moisture. For additional storage instructions, please email us at [customerexperience@theubiquegroup.com](mailto:customerexperience@theubiquegroup.com) or call 866-552-2810.**
- Please visit [www.theubiquegroup.com](http://www.theubiquegroup.com) for our product warranty details or email us at [customerexperience@theubiquegroup.com](mailto:customerexperience@theubiquegroup.com) or call 866-552-2810.**