



OPERATION GUIDE

SPRITZ™

1-Liter Battery Powered Spray Bottle

Model #: SMSAMH

ATTENTION

Please read the following information carefully. Failure to follow instructions or improper use could lead to explosive failure causing serious injuries.

After using spray bottle with chemicals, it is important to spray with fresh water for 3-5 minutes to ensure residual chemicals in the gun, tank, pump, and hose are cleaned out. This will extend the life of your spray bottle. Never leave chemicals or solutions sitting in your spray bottle after using.

Always remove the batteries before storage. Do not store your spray bottle in extremely high temperatures. Heat can lead to the build-up of pressure within the spray bottle, resulting in a possible explosion. If there is pressure in the pump, do not try to remove it with tools. Do not try to make modifications to the spray bottle. Always use SprayMate® branded replacement parts from the manufacturer.

Never spray flammable, caustic, acidic, chlorine, or other corrosive solutions or heat, pressure, or gas producing chemicals. Always read and follow chemical manufacturer's instructions before use with this spray bottle as some chemicals may be hazardous when used with this spray bottle. Always wear the proper protective equipment when operating.



WARNING

This product contains chemicals, including lead, known to the state of California to cause birth defects and other reproductive harm.

This product is designed to apply chemicals that may be harmful and could cause serious personal injury if inhaled or brought into contact with the user

After long periods of time without use, the batteries may need to be replaced.

Always wear protective clothing, respirator, gloves, eye protection, etc. when using chemicals.

Never spray chemicals against the wind, towards humans, animals, or food.

Do not operate spray bottle in temperatures lower than 32°F or above 104°F.

Never operate with strong acids, strong bases, or flammable liquids.

Never fill the spray bottle with hot liquids (max temp. = 176°F) or gasoline.

Do not dispose of batteries with household waste; recycle where facilities exist.

The spray bottle is susceptible to water damage if left in wet conditions.
Always store it in a cool, dry place.

Always use SprayMate® original replacement parts.

Do not leave the spray bottle in reach of children or persons not qualified to handle it in a proper fashion.

LET'S
GET
SPRAYING!

REGISTER YOUR SPRAYER !

To take advantage of the 6 month Limited Warranty from WESSOL, LLC.
Register your sprayer at the website below:

www.buyspraymate.com/register

Please read and follow this manual carefully to ensure that you get the most out of your new spray bottle. If you need assistance with the assembly or operation of your spray bottle, please don't hesitate to contact WESSOL via the support methods below:

www.buyspraymate.com

support@wessol.com

+1 803.339.2500

TABLE OF CONTENTS

ABOUT

page 6-7

- 1.1 specifications.....page 6
- 1.2 what's in the box.....page 7

SET UP

page 8-10

- 2.1 spray bottle assembly.....page 8
- 2.2 aftercare.....page 10

WARRANTY

page 12

- 3.1 warranty.....page 12



WHAT IS YOUR SPRAY BOTTLE CAPABLE OF?



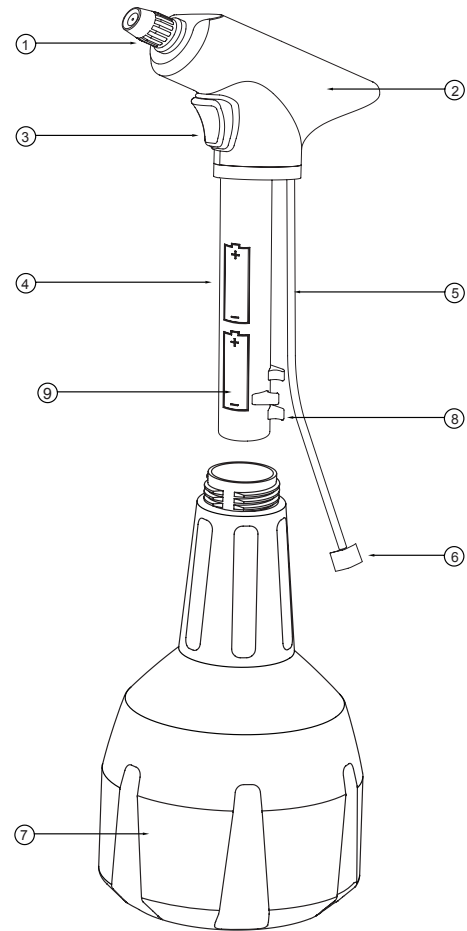
The SprayMate® Spritz is a highly efficient spray bottle that is suitable for spraying many kinds of water-soluble chemicals and solutions.

This includes fertilizers, pesticides, cleaning products, etc. Powered by two AA batteries, this spray bottle results in higher efficiency than a manual spray bottle.

SprayMate® Spritz Specifications			
Model Number	SMSAMH	Pump Type	Gear
Battery Type	AA	Spray Time	Up to 1.5 hours
Battery Voltage	1.5 V	Pressure	~23.2 psi
Batteries Required	2	Spray Distance	Up to 15 feet (stream)
Batteries Included	Yes	Tank Capacity	1-Liter

WHAT'S IN THE BOX?

1	Adjustable Nozzle	4	Battery Compartment	7	Spray Bottle
2	Spray Handle	5	Suction Hose	8	Hose Clip
3	Spray Trigger	6	Filter	9	AA Batteries

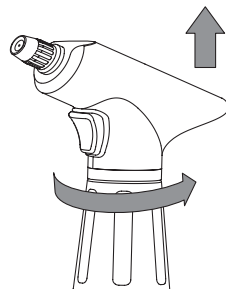


ASSEMBLING YOUR SPRAY BOTTLE

Before you begin, locate the included AA batteries within the box.

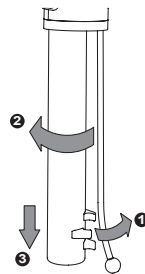
A)

Unscrew the sprayer head from the bottle by twisting it.



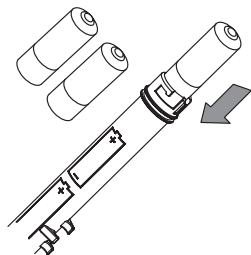
B)

Gently unclip the suction hose from the battery compartment (1). Then, rotate the battery compartment counterclockwise (2) and pull downward until it detaches from the sprayer head (3).



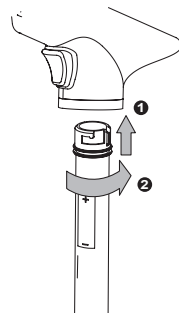
C)

Insert the two AA batteries into the battery compartment; making sure the polarity is correct. The positive end should face up towards the sprayer head.



D)

Reinsert the battery compartment into the spray head (1) and rotate the battery compartment clockwise (2).

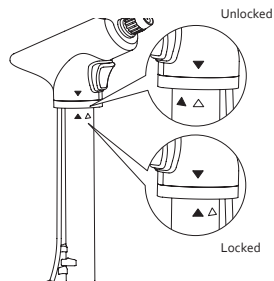


ASSEMBLY

CONTINUED

E)

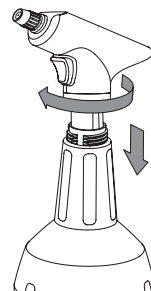
Match the arrows in order to lock the battery compartment into the spray head. Clip the suction hose back onto the battery compartment.



F)

Fill the spray bottle with prepared solution and insert the spray head. Tighten the spray head onto the spray bottle.

Now you're ready to spray!



AFTERCARE

AFTER YOU FINISH SPRAYING

- A)** Dispose of extra product based on manufacturer's instructions. Rinse out any residual solution in the spray bottle with warm, soapy water. Then spray fresh water through the spray bottle for 3 to 5 minutes to completely clear the bottle of chemicals.
- B)** Disconnect the sprayer head from the spray bottle. Press the trigger to completely empty the hose of liquid. Allow the hose to hang down towards the ground to drain residual water.
- C)** Dry the spray bottle and clear the nozzle of any buildup.
- D)** Store the spray bottle in a clean, cool, shaded location to protect it from extreme heat or frost.

NOTE:

Proper spray bottle maintenance is crucial to ensure the life and performance of your spray bottle. Many spray materials can harden if left in the spray bottle causing clogs in the nozzle or hose. Gasoline should never be used to clean out your spray bottle.



WESSOL, LLC

LIMITED WARRANTY

WARRANTY COVERAGE

WESSOL, LLC warrants to the original purchaser that the SprayMate® product will function as intended under normal use and consistent maintenance, subject to certain limitations and exclusions. At the discretion of WESSOL, LLC, we will repair or replace any parts found to be defective in material or workmanship without charge, apart from shipping and handling costs, during the covered warranty period.

WARRANTY PERIOD

The warranty period will begin from the date of retail purchase and exist for six (6) months, regardless of when the unit is placed in service. The warranty period is not extended if we opt to repair or replace the product in question.

WARRANTY CLAIMS

WESSOL, LLC reserves the right to require the return of the defective product, proof of purchase, and established product registration to file a claim under this warranty.

If the product fails to function as intended **DO NOT RETURN IT TO THE STORE**, call our Technical Support hotline at **+1 803-339-2500**, email warranty@wessol.com or submit a contact form at buyspraymate.com.

PRODUCT REGISTRATION

All sprayers purchased from SprayMate® or an authorized distributor must be registered online to validate the warranty and allow for warranty claim processing. Sprayers can be registered at buyspraymate.com/register.



To file a warranty claim, visit:
www.buyspraymate.com/warranty

EXCLUSIONS AND LIMITATIONS

WESSOL, LLC only warrants products purchased from authorized distributors. Products purchased from unauthorized resellers or distributors are not subject to warranty services.

The limited warranty does not cover damages, loss, or injury resulting from transportation, storage, accident, improper use, neglect, modifications, normal wear, or operation not in accordance with the instruction manual. WESSOL, LLC reserves the right to change the design or specifications of any product without obligation to modify previously produced units.

ANY IMPLIED WARRANTIES, INCLUDING THE IMPLIED WARRANTY OF MERCHANTABILITY AND FITNESS FOR CONSUMER USE, ARE LIMITED TO THE DURATION SPECIFIED ABOVE. WESSOL, LLC'S LIABILITY IS LIMITED SOLELY TO THE REPAIR OR REPLACEMENT OF THE NON-FUNCTIONING PRODUCT OR PART. WESSOL, LLC EXCLUDES LIABILITY UNDER THIS WARRANTY FOR ANY AND ALL INCIDENTAL AND CONSEQUENTIAL LOSS OR DAMAGE.

In no event shall WESSOL, LLC be liable for any incidental, special, consequential or punitive damages, or for any costs, attorney fees, expenses, losses or delays alleged to be as a consequence of any damage to, failure of, or defect in any product including, but not limited to, any claims for loss of profits.

Some states do not allow limitations on how long an implied warranty lasts, or the exclusion or limitation of incidental or consequential damages, so these limitations or exclusions may not apply to you. This warranty gives you specific legal rights and you may have other rights which vary from state to state.



buyspraymate.com

+1 (803) 339-2500

hello@buyspraymate.com