



DECKING & RAILING

Design Guide



Live Your Best Life—Outdoors

Design and technology are at the core of everything we do at TimberTech. We make our products better, stronger, smarter, and more beautiful so you have the options to suit your unique style. Our drive to innovate in the outdoor living industry sets us apart as design leaders. More than that, we're focused on bringing your design vision for your outdoor living space to life. Choose from a wide variety of colors, wood grains, and widths to create unique designs that impress — all backed by the industry's best warranties.

We are TimberTech® and we Go Against the Grain™.

Table Of Contents

Start With The Basics.....	4-5
Color Overview.....	6-7
Variegation & Finishes.....	8-9
Width Options.....	10-16
Refined Railing.....	17
Design's The Limit.....	18-19
Classic Styles.....	20-27
Reimagined Styles.....	28-35
Adventurous Styles.....	36-47
Color Combinations.....	48-49
Decking & Railing Considerations.....	50
Start Your Project.....	51

Decking & Railing 101

Designing your ideal outdoor space doesn't have to be difficult. Use this guide in tandem with your catalog or **TimberTech.com** to kick off your project.

Get familiar with the design terms you'll be using to work with a contractor and complete your project. With this guide helping you plan your design project, there's no need to be overwhelmed by the nitty-gritty details of choosing your decking and railing.

So, use our quick tips — and your natural style sense — to start confidently speaking the same language as a deck designer and bring your vision to life.

**INFILL**

Fits snugly between the top and bottom rail to fill the inside area

TOP RAIL

The uppermost piece of rail that connects the top end of infill

VARIEGATION

Highlight and lowlight coloring in boards that mimic real wood

RISER

Boards applied behind each step

LIGHTS

Ensure safety while creating ambiance along your deck and rail

CAPPED DECKING

Protective layer on boards that protect against stains, scratches, and mold

BOTTOM RAIL

The piece that runs along the rail at the bottom, beneath the infill

FASCIA

Boards that runs around the perimeter of the deck

COLOR OVERVIEW

Style Starts With Color

When it comes to your outdoor living space, you have a lot of options to choose from. Start by selecting the decking hue that speaks to you.



GRAY HUES



BLONDE HUES



WARM TAN HUES



BROWN HUES



ORANGE-RED HUES



RED-BROWN HUES



Design is in the Details

From unique color mixes to one-of-a-kind wood grain patterns, there are a range of style options available to you. See our catalog or [TimberTech.com](https://www.timbertech.com) to match the collection with your preferred options from this page.

C O L O R V A R I E G A T I O N S

Highlights and lowlights within the boards offer a range of coloring. Same color shown side-by-side for each category.



MONOCHROMATIC



**MODERATELY
VARIEGATED**



**HIGHLY
VARIEGATED**



**VARIEGATED
CASCADING**

WOOD GRAIN PATTERNS & FINISHES

Ranging from subtle to complex, representing a variety of wood species and treatments.

STRAIGHT GRAIN PRIME COLLECTION, PREMIER COLLECTION

DUAL-EMBOSSSED GRAIN TERRAIN COLLECTION™

CATHEDRAL GRAIN ARBOR COLLECTION®, HARVEST COLLECTION®, RESERVE COLLECTION

WIRE-BRUSHED FINISH VINTAGE COLLECTION®

HAND-SCRAPED FINISH LEGACY COLLECTION

Do Decking Differently™

NEW MULTI-WIDTH DECKING

Standard width decking is not the standard anymore. You can now choose narrow or wide width boards to add a touch of the unexpected — and an element of style. Follow the wide width flooring trend making its way outdoors. Tap into the coastal vibe with narrow width decking. Or, turn up the volume on your deck design by mixing and matching all three widths.

WIDE WIDTH

STANDARD WIDTH

NARROW WIDTH

3.5"

NARROW WIDTH - 3.5"

Take your taste for sleek lines from the inside of your home to your outdoor deck with narrow width boards.



WIDE WIDTH

STANDARD WIDTH

5.5"

A photograph of a modern outdoor deck. The deck is made of light-colored composite planks with a wood-grain texture, laid in a parallel pattern. To the left, there is a blue wall and a large glass door with a dark frame. To the right, there are wooden support posts. In the background, there is a wooden fence and some greenery. A semi-transparent grey box with white text is in the upper right corner.

STANDARD WIDTH - 5.5"

The same technological superiority and design versatility but in the classic width we all know and love.

WIDE WIDTH

7.25"




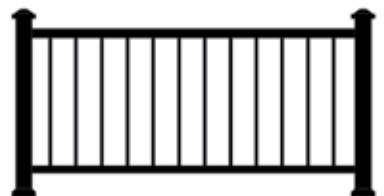




WIDE WIDTH - 7.25"

It's time you think big for your outdoor living space. Opt for wide width deck boards that show off your style.

REFINED RAILING

Endless Design Options

Mix and match rails, infills, and caps to suit your style.



Design's The Limit

So, our design experts put together stunning suggestions of deck colors and perfectly placed patterns. Bookmark your favorite deck design or mix and match different style elements to make your outdoor living space uniquely yours. We have everything you need to get started.



Mahogany, Cypress®, and Coastline® in Wide, Standard, and Narrow Widths shown with Contemporary Rail



LET YOUR IMAGINATION RUN WILD 19


single
width

STYLE: CLASSIC

Glass infills for
unobstructed views

Use deck boards
for bench seating

ACCENT COLORS



ENGLISH WALNUT™
Wide Width

Wide width
decking



Premier Railing® with glass infill



ENGLISH WALNUT™
WIDE WIDTH

SINGLE WIDTH

Spice up classic deck design with wide width decking. This width has taken over indoor flooring and is putting a gorgeous spin on traditional deck design.

WIDTHS: Narrow, Standard, or Wide

STYLE: Classic

COMPLEXITY: Easy ■□□

--	--	--	--	--	--	--	--



COMPATIBLE PRODUCTS	DECK COLLECTIONS	LOCATION	BOARD WIDTHS
TimberTech® AZEK®	Harvest®, Arbor®	Full Deck	Standard (5.5")
TimberTech® AZEK®	Vintage®, Harvest®*	Full Deck	Standard (5.5") or Wide (7.25")
TimberTech® AZEK®	Vintage®	Full Deck	Narrow (3.5"), Standard (5.5") or Wide (7.25")
TimberTech® PRO™	All	Full Deck	Standard (5.5")
TimberTech® EDGE™	All	Full Deck	Standard (5.5")

*Slate Gray and Brownstone available in Wide Width



Design Considerations:

1. Works with any color decking or architectural style
2. Use a matching color of fascia boards and risers for a uniform look
3. Turn the design by a few degrees to create a diagonal deck that uses a single width

Install Considerations:

1. Requires standard labor
2. Only needs standard framing for any width board
3. See more installation directions at timbertech.com/installation-help

See our catalog or **TimberTech.com** to find the collection with the options you prefer.

**picture
frame**

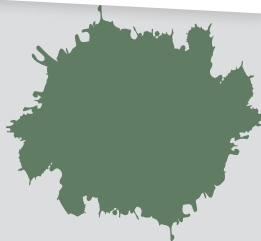
STYLE: CLASSIC



*Accent your
space with
colorful foliage*



ACCENT COLORS



*Use CableRail
infill for a more sleek,
modern touch*

*Frame your deck with
an accent color*

ISLAND OAK™

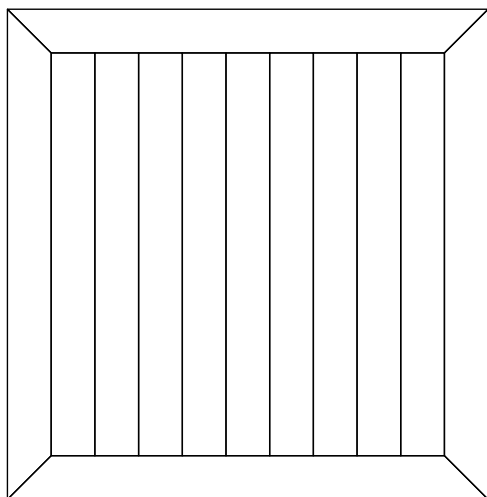
PICTURE FRAME

Add a touch of the unexpected to a classic deck design by adding a picture frame border.

WIDTHS: Narrow, Standard, or Wide

STYLE: Classic

COMPLEXITY: Moderate ■■■



COMPATIBLE PRODUCTS	DECK COLLECTIONS	LOCATION	BOARD WIDTHS
TimberTech® AZEK®	Harvest®, Arbor®	Inside + Frame	Standard (5.5")
TimberTech® AZEK®	Vintage®, Harvest®*	Inside + Frame	Standard (5.5") or Wide (7.25")
TimberTech® AZEK®	Vintage®	Inside + Frame	Narrow (3.5"), Standard (5.5") or Wide (7.25")
TimberTech® PRO™	All	Inside + Frame	Standard (5.5")
TimberTech® EDGE™	All	Inside + Frame	Standard (5.5")

*Slate Gray and Brownstone available in Wide Width



Design Considerations:

1. Add a subtle or dramatic accent color for the border
2. Work in extra dimension using two boards or a wide width board to frame it out
3. Match the color of fascia and riser boards to the border for a cohesive look

Install Considerations:

1. Requires standard labor
2. Only needs standard framing for any width board
3. See more installation directions at **timbertech.com/installation-help**

See our catalog or **TimberTech.com** to find the collection with the options you prefer.



the
assortment
STYLE: REIMAGINED

*String party
lights for a glowing
ambiance*

*For a dramatic effect,
use a darker rail color*

*Use an assortment
of widths to create
a unique pattern*

ACCENT COLORS



*Premier Railing® in Black
with composite balusters*

DARK
HICKORY
NARROW

DARK
HICKORY
WIDE

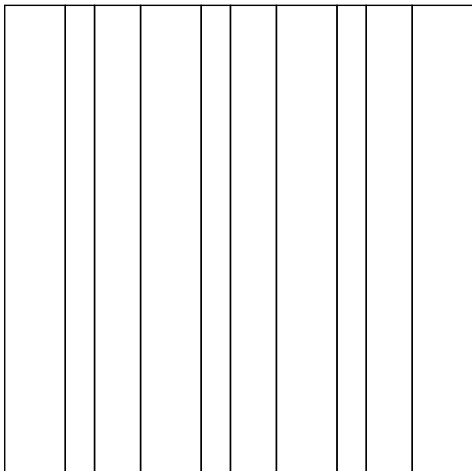
THE ASSORTMENT

Mix up your deck design by using multiple widths in the same color for a fun take on traditional decking.

WIDTHS: Narrow, Standard, & Wide

STYLE: Reimagined

COMPLEXITY: Easy ■■■



COMPATIBLE PRODUCTS	DECK COLLECTIONS	LOCATION	BOARD WIDTHS
TimberTech® AZEK®	Vintage®, Harvest®*	Inside	Standard (5.5") or Wide (7.25")
TimberTech® AZEK®	Vintage®	Inside	Narrow (3.5"), Standard (5.5") or Wide (7.25")



Design Considerations:

1. Adds eye-catching interest to an otherwise simple backyard
2. Use a picture frame border to finish off the look
3. Turn the design by a few degrees to create a one-of-a-kind diagonal pattern

Install Considerations:



1. Requires standard labor
2. Simply needs standard framing for any width board
3. See more installation directions at timbertech.com/installation-help

See our catalog or **TimberTech.com** to find the collection with the options you prefer.

the
pinstripe
STYLE: REIMAGINED

*Match your
railing to your
trim*

ACCENT COLORS



*String party
lights for a glowing
ambiance*



*Premier Railing® in White
with composite balusters*

COASTLINE®
NARROW

COASTLINE®
WIDE

*Use a variety of
widths to create a
unique pattern*


THE PINSTRIPE

Make a style statement with an interesting pinstripe design that showcases narrow and wide widths.


WIDTHS: Narrow & Wide

STYLE: Reimagined

COMPLEXITY: Easy ■■■



COMPATIBLE PRODUCTS	DECK COLLECTIONS	LOCATION	BOARD WIDTHS
TimberTech® AZEK®	Vintage®	Inside	Narrow (3.5") + Wide (7.25") Combo



Design Considerations:

1. Perfect symmetry for a sleek, modern vibe
2. Use two colors to play up the striped effect
3. Match your fascia to your deck color for a uniform look

Install Considerations:

1. Requires standard labor
2. Simply needs standard framing for any width board
3. See more installation directions at **timbertech.com/installation-help**

See our catalog or **TimberTech.com** to find the collection with the options you prefer.


inspiring inlays

STYLE: ADVENTUROUS


*Incorporate inlay
patterns to designate
seating areas*

*Create rounded
edges for more
curve appeal*

ACCENT COLORS



*Use multiple
colors throughout
your design*



*Premier Railing® in Slate Gray
with aluminum balusters*

WHITWASH
CEDAR™

ASHWOOD

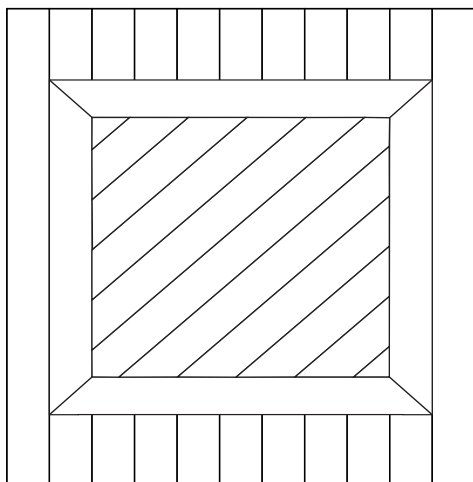
INSPIRING INLAYS

Designate a focal point on your deck with a thoughtful inlay. This conversation piece is guaranteed to impress guests.

WIDTHS: Narrow, Standard, or Wide

STYLE: Adventurous

COMPLEXITY: Advanced 



Mocha Standard Width Decking
and Pecan Standard Width Inlay

COMPATIBLE PRODUCTS	DECK COLLECTIONS	LOCATION	BOARD WIDTHS
TimberTech® AZEK®	Harvest®, Arbor®	Inside + Frame	Standard (5.5")
TimberTech® AZEK®	Vintage®, Harvest®*	Inside + Frame	Standard (5.5") or Wide (7.25")
TimberTech® AZEK®	Vintage®	Inside + Frame	Narrow (3.5"), Standard (5.5") or Wide (7.25")
TimberTech® PRO™	All	Inside + Frame	Standard (5.5")
TimberTech® EDGE™	All	Inside + Frame	Standard (5.5")

*Slate Gray and Brownstone available in Wide Width



Design Considerations:

1. Use contrasting colors for a dramatic effect
2. Putting a border on the inlay allows for more delineation
3. Use inlays to create gathering areas on an otherwise expansive deck

Install Considerations:

1. Requires moderate labor
2. May require more framing and additional install time
3. See more installation directions at **timbertech.com/installation-help**

See our catalog or **TimberTech.com** to find the collection with the options you prefer.

the
herringbone
STYLE: ADVENTUROUS

*Narrow width
boards allow intricate
inlays to shine*

*Placing seating around
the design makes for
a cohesive space*

ACCENT COLORS



*Premier Railing® in White
with aluminum balusters*

SLATE GRAY

ISLAND OAK™

*Create a focal point
with an inlay design*

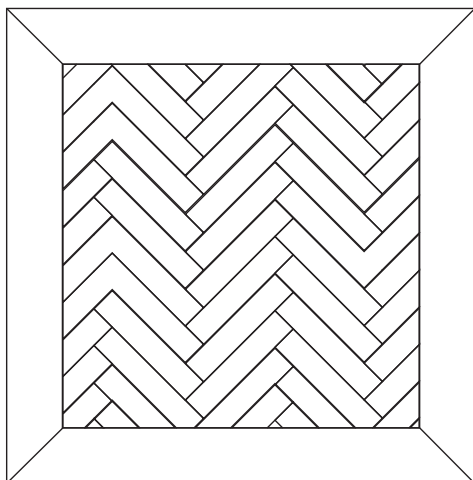
THE HERRINGBONE

Refine your design with a one-of-a-kind inlay that makes a stylish impression.

WIDTHS: Narrow, Standard, or Wide

STYLE: Adventurous

COMPLEXITY: Advanced 



Mahogany Standard Width with Dark Hickory Narrow Width inlay and Wide Width picture frame

COMPATIBLE PRODUCTS	DECK COLLECTIONS	LOCATION	BOARD WIDTHS
TimberTech® AZEK®	Harvest®, Arbor®	Inlay + Frame	Standard (5.5")
TimberTech® AZEK®	Vintage®, Harvest®*	Inlay + Frame	Standard (5.5") or Wide (7.25")
TimberTech® AZEK®	Vintage®	Inlay + Frame	Narrow (3.5"), Standard (5.5") or Wide (7.25")
TimberTech® PRO™	All	Inlay + Frame	Standard (5.5")
TimberTech® EDGE™	All	Inlay + Frame	Standard (5.5")

*Slate Gray and Brownstone available in Wide Width



Design Considerations:

1. Use an intricate inlay to create a gathering area on an otherwise expansive deck
2. Add another color — or two — to make the inlay pop
3. Putting a border on the inlay allows for more delineation

Install Considerations:

1. Requires skilled labor
2. Requires substantially more framing and additional install time
3. See more installation directions at **timbertech.com/installation-help**


See our catalog or **TimberTech.com** to find the collection with the options you prefer.

tasteful
tiles

STYLE: ADVENTUROUS

*Make your deck
stand out with
an overall pattern*

ACCENT COLORS



*For a cohesive look,
match your trim and
railing colors*

*Relax in your
surroundings with
lounge chairs*



*Premier Railing® in White
with composite balusters*

PECAN

MOCHA

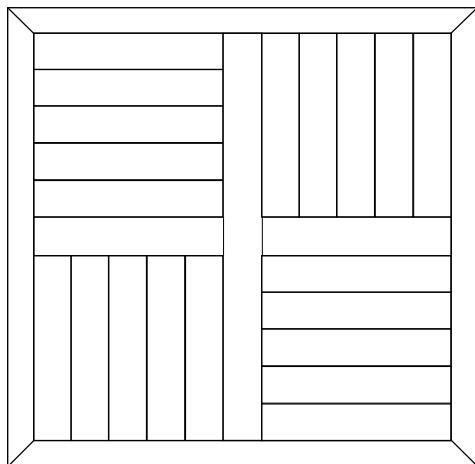
TASTEFUL TILES

Take your deck tiles from edge to edge with this bold and beautiful deck design.

WIDTHS: Narrow, Standard, or Wide

STYLE: Adventurous

COMPLEXITY: Advanced 



Silver Oak® Standard Width and Mahogany accents shown with Premier Railing®

COMPATIBLE PRODUCTS	DECK COLLECTIONS	LOCATION	BOARD WIDTHS
TimberTech® AZEK®	Harvest®, Arbor®	Inside + Frame	Standard (5.5")
TimberTech® AZEK®	Vintage®, Harvest®*	Inside + Frame	Standard (5.5") or Wide (7.25")
TimberTech® AZEK®	Vintage®	Inside + Frame	Narrow (3.5"), Standard (5.5") or Wide (7.25")
TimberTech® PRO™	All	Inside + Frame	Standard (5.5")
TimberTech® EDGE™	All	Inside + Frame	Standard (5.5")

*Slate Gray and Brownstone available in Wide Width



Design Considerations:

1. Make a style statement without saying a word
2. Choose a darker border color to set your tiles apart from each other
3. Consider using multiple widths or colors to make your deck truly unique

Install Considerations:

1. Requires skilled labor
2. Requires more framing than standard decks and additional install time
3. See more installation directions at [timbertech.com/installation-help](https://www.timbertech.com/installation-help)

See our catalog or **TimberTech.com** to find the collection with the options you prefer.

COLOR COMBINATIONS

With over 35 decking colors available, you can mix and match our brilliant colors any way you'd like — or choose your favorite combinations that our design experts can't stop raving about.



COASTLINE® + DARK HICKORY



Combine with **Premier Railing®** in Black with Composite Balusters



CYPRESS® + DARK HICKORY



Combine with **Contemporary Rail** in Black with Cable Infill



BROWNSTONE + SLATE GRAY



Combine with **Impression Rail Express®** in Dark Bronze with Glass Infill



MOCHA + PECAN



Combine with **Classic Composite Series with RadianceRail®** Top Rail in Kona® with Aluminum Baluster Infill



TIGERWOOD + MOCHA



Combine with **RadianceRail Express®** in Black with Composite Balusters

DECKING & RAILING CONSIDERATIONS

Bring your backyard vision to life when you build your ideal deck and pair it with the perfect railing. Before you break ground on your build, take the following questions into consideration.

- Consider the architectural style and color story of your existing home. Which decking and railing combos would best complement them?
- If you're planning for a deck with an adventurous design, have you found a contractor that has experience with complex builds?
- When it comes to railing, are you looking to keep your views unobstructed with something minimal or make a bold style statement?
- Which railing profile do you prefer: classic millwork, modern and minimalist, or a sleek drink rail?



START YOUR PROJECT

Let's get you all decked out! Whether you're just starting to dream about your ideal deck or are ready to create a customized design that wows, we're here to help kick off your project using this page, **TimberTech.com**, or the catalog..

STEP 1 Choose your decking.

Deck board color(s): _____

Deck board width: ☐ NARROW (3.5") ☐ STANDARD (5.5") ☐ WIDE (7.25")

(Narrow and wide widths only available in Vintage Collection®.)

STEP 2 Select a railing to stand apart from average decks.

Railing name: _____

Infill type and color: _____

STEP 3 Consider embedded lighting for ambiance or our DrySpace™ system for second level decks.

Lighting: ☐ YES ☐ NO

DrySpace: ☐ YES ☐ NO

Now that you've been inspired, make your vision come to life using our Deck Designer tool at **TimberTech.com/Design/Deck-Designer** or price out your project using our Cost Calculator at **TimberTech.com/Design/Cost-Calculator** today.

Find additional inspiration at **TimberTech.com/DesignCenter** to keep the creativity flowing.



1330 W. Fulton Street, Suite 350
Chicago, IL 60607

LIT-DESIGNGUIDE
REV 12/19