



MERCER II

60" x 36" Drop-In Acrylic Whirlpool

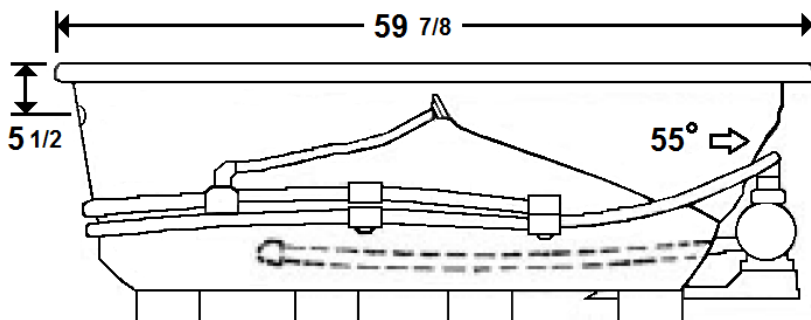
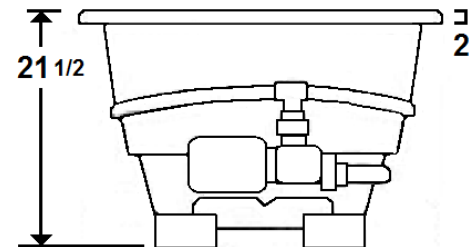
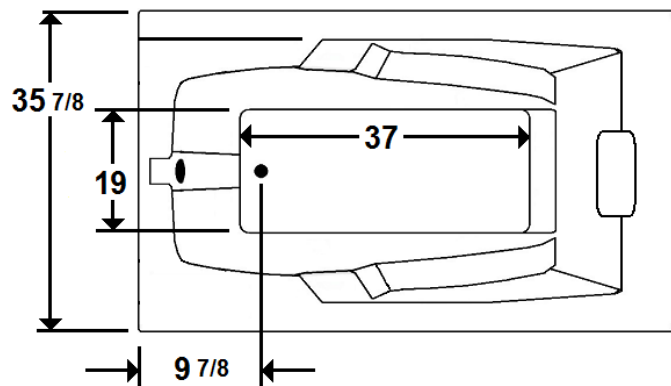
Model Number
3660MW-WH
Drop-In White Whirlpool
3660MW-BI
Drop-In Biscuit Whirlpool

Features

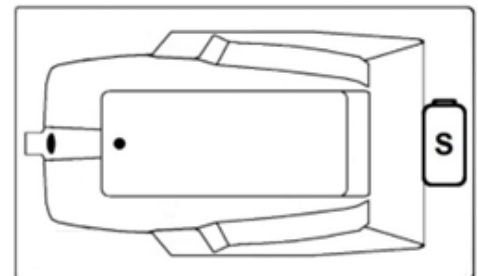
- Color-matched jet trim & Pillow included
- 10 Self draining, adjustable hydrotherapy jets
- 3-Speed control for the 9 Amp pump
- Constructed of high-gloss durable acrylic
- Pre-leveled base for easy installation
- Can be installed as an undermount
- Made in the USA



All dimensions are +/- 1/2" and subject to change without notice
Confirm specifications before installation



Standard (S) Pump Location



Technical Information

- Cut-Out Dimensions: 57 7/8" x 33 7/8"
- Weight: 135 lbs.
- Water Depth to Overflow: 15"
- Water Operating Level: 44 gal.
- Water Capacity: 58 gal.
- Sump Dimension: 37" x 19"

Electrical Requirements.

- Standard Pump: 9 Amps
- Dedicated 20amp GFCI required