

## Features

- Professional-style faucet with an easy-to-clean coated hose and removable coil
- Three-function pull-down sprayhead with touch control allows you to switch between aerated stream, Sweep® spray, and Boost technology
- Sweep® spray creates a wide, forceful blade of water for superior cleaning
- Boost technology increases the flow rate by 30% with the press of a button
- DockNetik® magnetic docking system securely locks sprayhead into place when not in use
- MasterClean™ sprayface features an easy-to-clean surface that withstands mineral buildup and maximizes spray performance
- Single lever handle is simple to use and makes adjusting water temperature easy
- Temperature memory allows faucet to be turned on and off at the temperature set during prior usage
- KOHLER® ceramic disc valves exceed industry longevity standards for a lifetime of durable performance
- 1.5 gpm (5.7 lpm) maximum flow rate at 60 psi (4.14 bar)

## Material

- Premium metal construction for durability and reliability
- KOHLER finishes resist corrosion and tarnishing

## Installation

- Single-hole or three-hole installation (escutcheon plate included)
- Flexible supply lines simplify installation

## Adapters, Rough-in and Extension Kits

1327990

Range: 2-1/2" (64 mm) -  
4-5/8" (117 mm)



**ADA** **CSA B651**

## Codes/Standards



ASME A112.18.1/CSA B125.1  
NSF/ANSI/CAN 61  
NSF/ANSI/CAN 372  
DOE - Energy Policy Act 1992  
California Energy Commission (CEC)  
ADA  
ICC/ANSI A117.1  
CSA B651

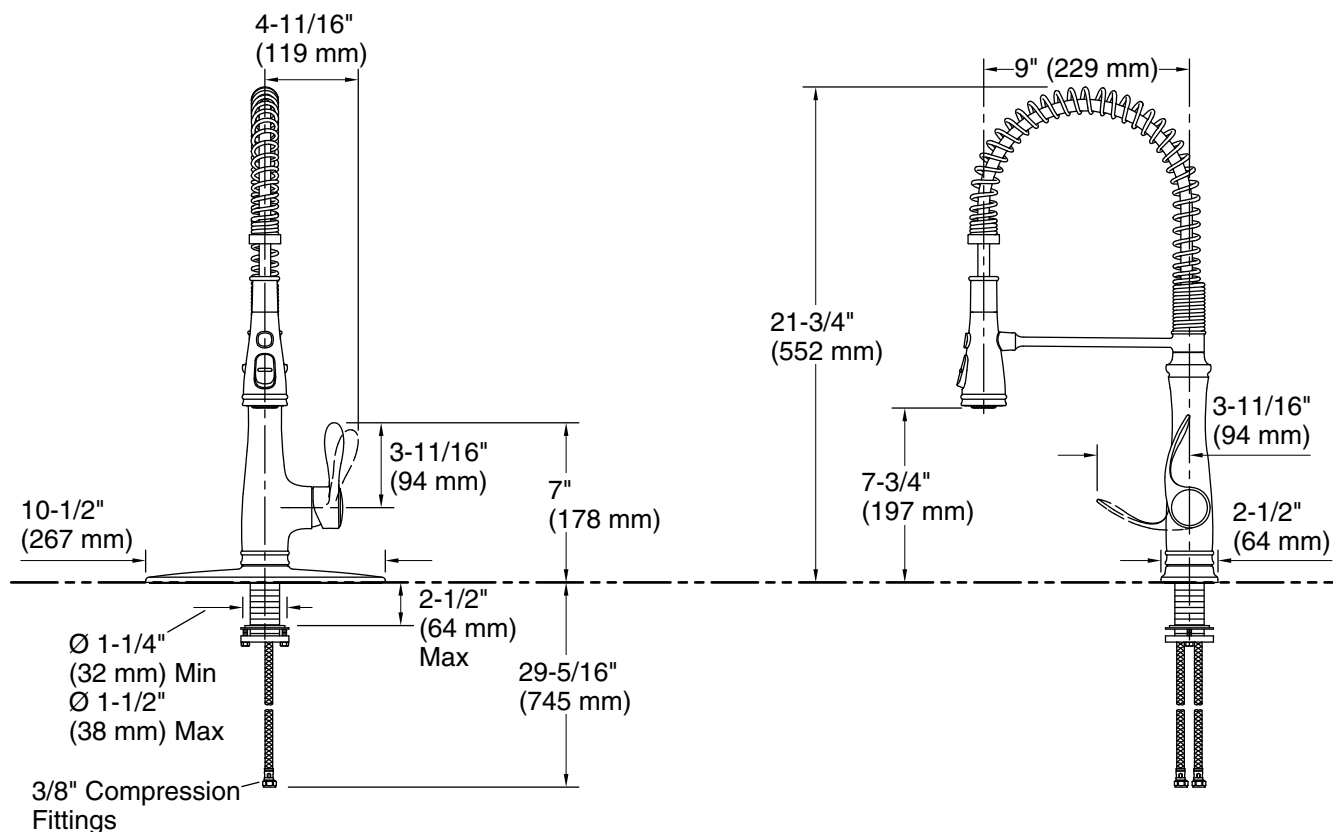
## KOHLER® Faucet Lifetime Limited Warranty

See website for detailed warranty information.

## Available Colors/Finishes

*Color tiles intended for reference only.*

Color	Code	Description
	CP	Polished Chrome
	VS	Vibrant® Stainless



## Technical Information

All product dimensions are nominal.

Faucet flow rate: 1.5 gal/min (5.7 l/min)

### Spout:

Spout reach: 9" (229 mm)

Handle clearance: 4-11/16" (119 mm)

## Notes

Install this product according to the installation instructions.

ADA complaint for faucet handles only.

ADA compliant for faucet handles only

ADA, CSA B651 compliant when installed to the specific requirements of these regulations.