

ASSEMBLY INSTRUCTIONS

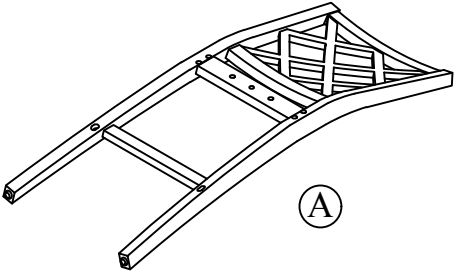
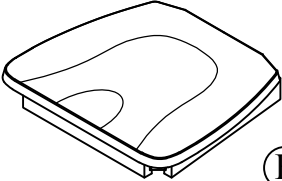
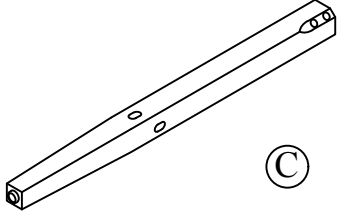
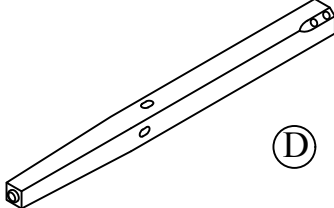
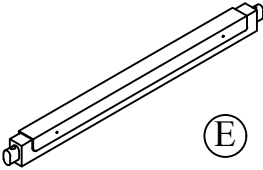
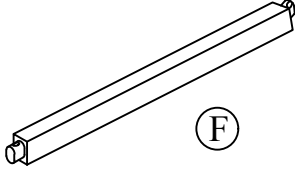
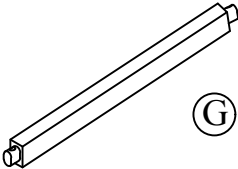





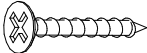

ITEM # : 60581-23-01 KONA CNTR STOOL WHITE 1/CTN

ITEM # : 60581-23-03 KONA CNTR STOOL GRYSTNE 1/CTN

ITEM # : 60581-23-05 KONA CNTR STOOL GRPHITE 1/CTN

ITEM # : 60581-23-06 KONA CNTR STOOL MINT 1/CTN

60581-23 PARTS & HARDWARE LIST

 <p>(A) CHAIR BACK x 1</p>	 <p>(B) SEAT x 1</p>	 <p>(C) LEFT FRONT LEG x 1</p>
 <p>(D) RIGHT FRONT LEG x 1</p>	 <p>(E) FRONT STRETCHER x 1</p>	 <p>(F) LEFT SIDE STRETCHER x 1</p>
 <p>(G) RIGHT SIDE STRETCHER x 1</p>	<p>(H1) </p> <p>SHORT BOLT x 2 (Ø5/16" *38mm)</p>	<p>(H2) </p> <p>MEDIUM BOLT x 4 (Ø5/16" *50mm)</p>
<p>(H3) </p> <p>LONG BOLT x 4 (Ø5/16" *75mm)</p>	<p>(H4) </p> <p>SPRING WASHER x 10 (Ø5/16")</p>	<p>(H5) </p> <p>FLAT WASHER x 10 (Ø5/16")</p>
<p>(H6) </p> <p>SCREW x 6 (4x38mm)</p>	<p>(H7) </p> <p>ALLEN KEY x 1 (M4)</p>	

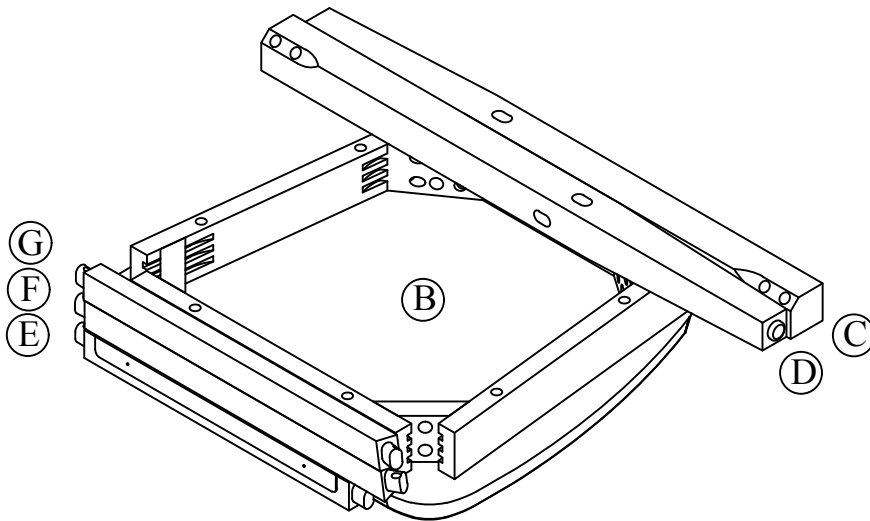
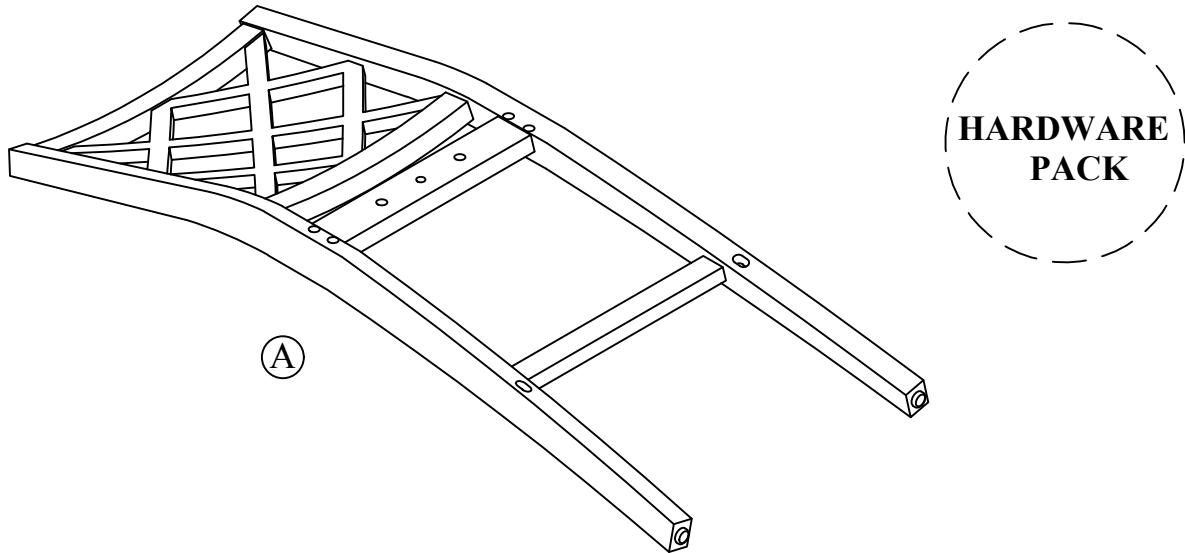
Customer Service Contact Information:
Toll Free Phone Number: 1-844-771-2727
Email: consumercare@lanefurniture.com
Website: www.lanefurniture.com

NOTES :

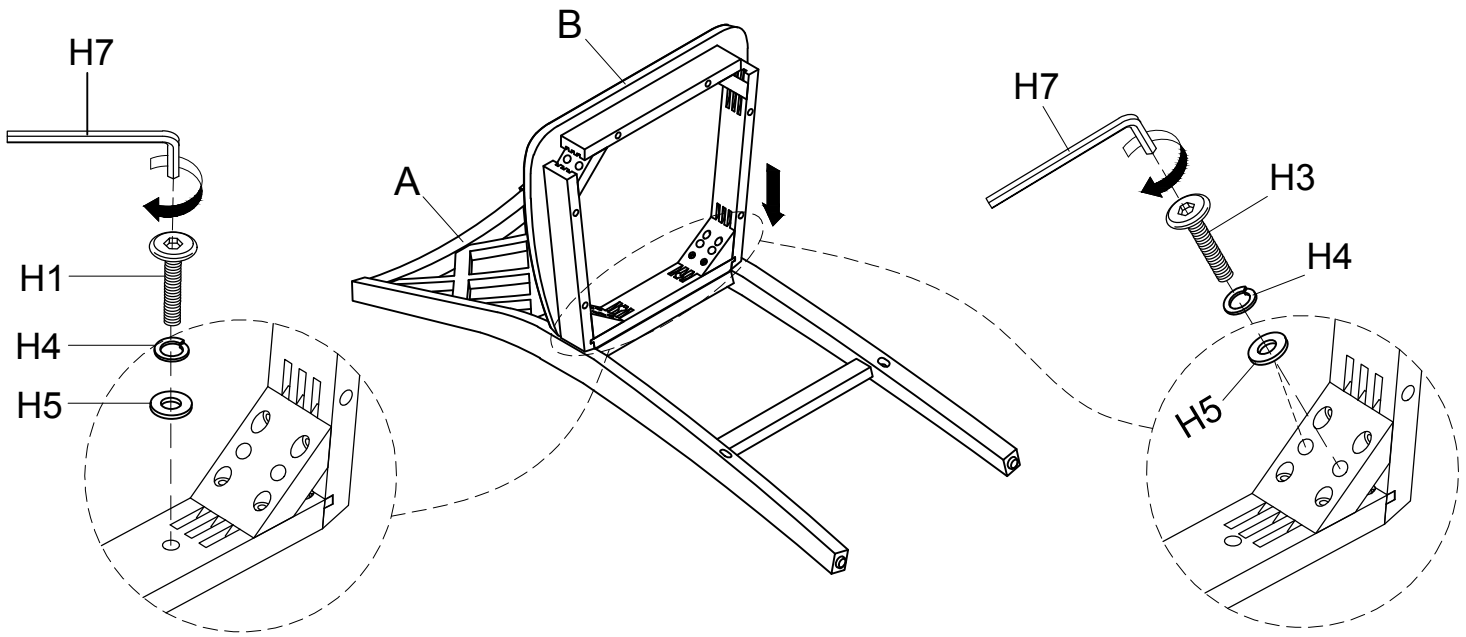
1. CHECK CAREFULLY FOR SMALL PARTS WHICH MAY COME LOOSE DURING SHIPMENT.
2. REMOVE ALL COMPONENTS FROM THE PACK AND PLACE ON A CLEAN, SOFT SURFACE TO ASSEMBLE.
3. UNITS SHOULD BE ASSEMBLED BY TWO OR MORE PEOPLE.
4. DO NOT OVER - TIGHTEN SCREW/ BOLTS UNTIL ASSEMBLY IS COMPLETED.
5. WITH USE, SCREW/ BOLT MAY BE COME LOOSE & MUST BE TIGHTENED PERIODICALLY.



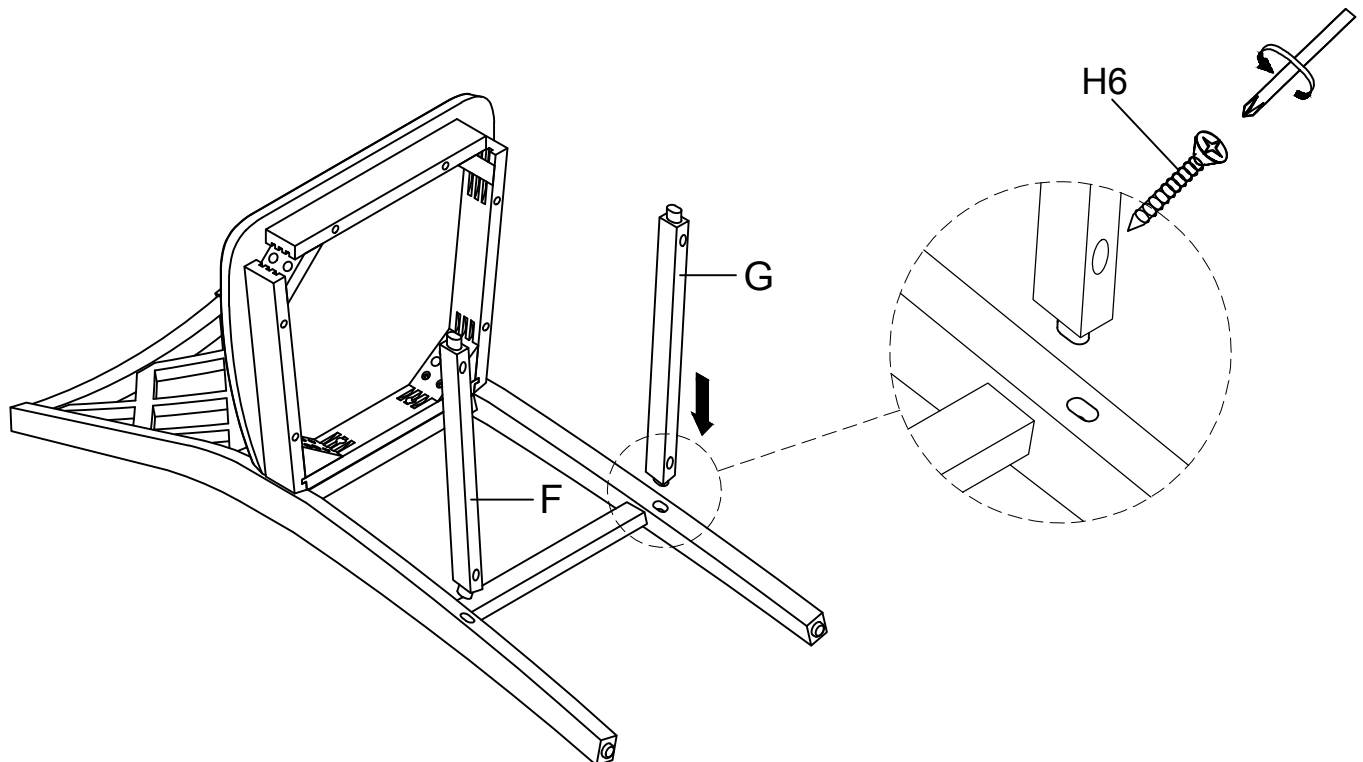
HARDWARE BLISTER PACK IS STORED ON THE TOP OF THE CHAIR BACK.




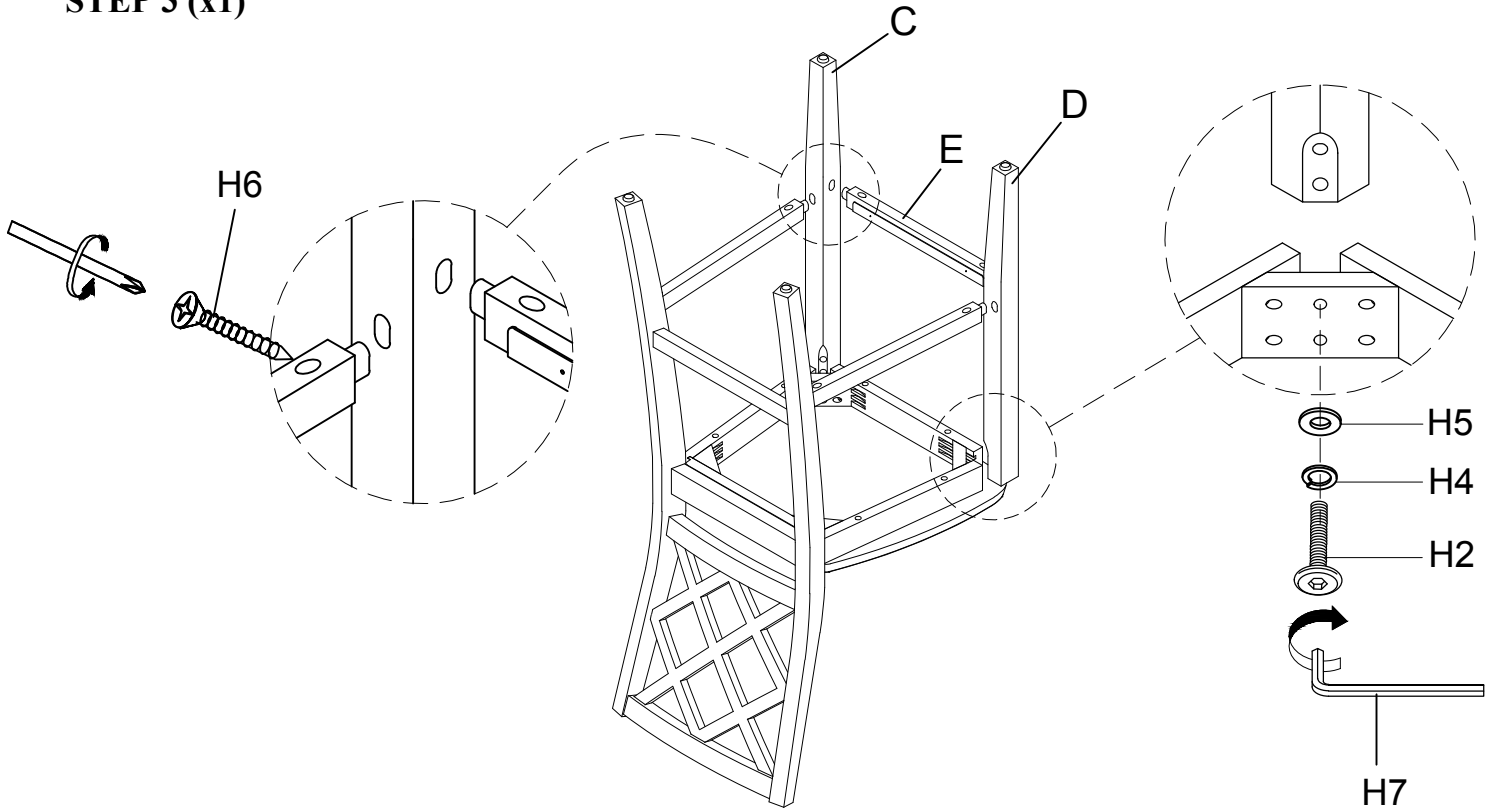
STEP 1 (x1)



STEP 2 (x1)



STEP 3 (x1)



CHAIR ASSEMBLY COMPLETED