


SPECIFICATIONS

Features/Benefits

- 1.2 gpm(4.5 L/min) maximum flow rate @60 psi
- Laminar Flow
- Ceramic Disc Cartridge
- Includes Metal Pop-Up Drain Assembly
- 5 1/4" Spout Height, 4 7/8" Spout Length
- 3 Hole Mount

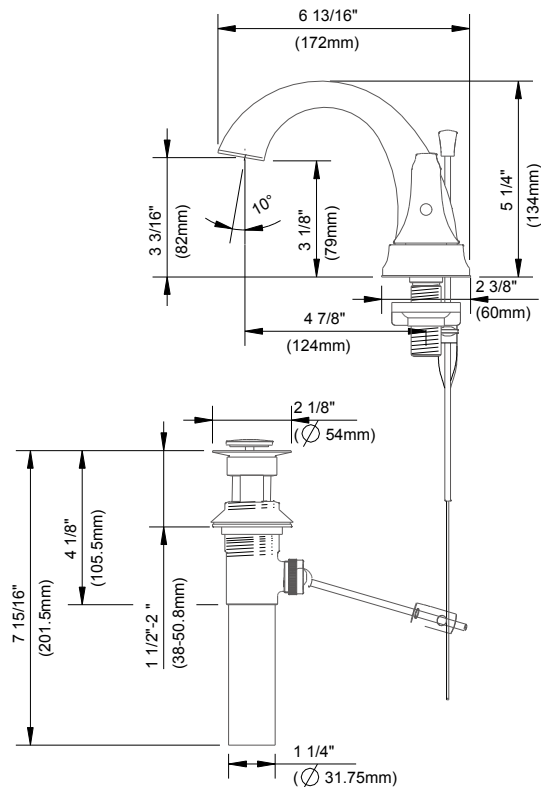
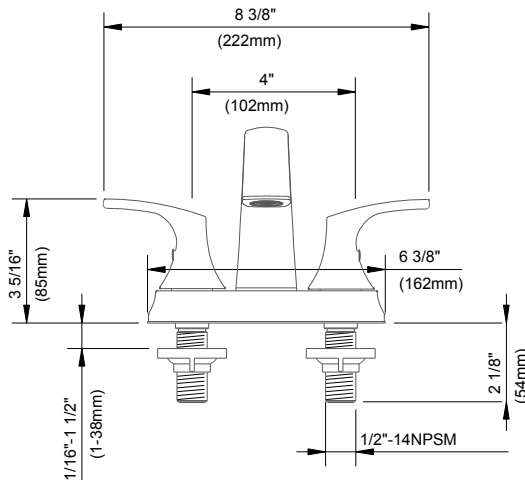


Available Color/Finishes

Color	Description
	Chrome

Please see danze.com or current price list for available finishes.
Finish is defined by additional suffix.

Standards & Certifications



Submittal Information:

Name: _____
Location: _____

Contractor: _____
Contact #: _____