

Catalog #		Date		Prepared by	
Project		Type		Notes	

HALO™

OUTDOOR LIGHTING



ALP PREMIUM AREA LIGHT

WITH CCT SELECT AND LUMEN SELECT



LED DUSK TO DAWN AREA LIGHT | 60W 9000LM | 120-277V INPUT | GRAY HOUSING | DROP LENS WITH ADJUSTABLE BRIGHTNESS & CCT SELECT TECHNOLOGY

The ALP Premium LED Area Light delivers a versatile security lighting solution with many configuration possibilities by integrating three brightness settings and three or five selectable CCT color temperatures.

TOP PRODUCT FEATURES



**Selectable up to
9000 LUMENS**

- 3 Adjustable LED brightness settings (9000-6000-4000lm or 9000-6000-4500lm)
- 3 Selectable (3000K-4000K-5000K) or 5 Selectable(3000K-3500K-4000K-5000K-6500K) light color temperatures
- NEMA 3-Pin replaceable photocell for Dusk to Dawn operation (Photocell Included)
- Constructed of rugged die cast aluminum housing in textured Gray finish
- 50,000 hours of rated life
- UV resistant prismatic PC lens with Type V distribution
- IP65 rated sealed against dust and water
- Universal power supply 120-277V, with 0-10V Dimmability down to 10%
- 5-year warranty

PRODUCT CERTIFICATION



*DLC listing will be completed within Q2-2024



INTERACTIVE MENU

- [Order Information](#) page 3
- [Product Dimensions](#) page 3
- [Photometric Data](#) page 4
- [Product Specification](#) page 5
- [Product Warranty](#) page 5

TYPICAL APPLICATIONS



COMMERCIAL & RESIDENTIAL OUTDOOR

- Backyards
- Barns
- Farms
- Parking lots
- Garages
- Alleyways
- Perimeter lighting among other security applications

MOUNTING TYPES

Pole Mount



Wall Mount



MOTION DETECTION DISTANCE




PRODUCT FEATURE HIGHLIGHTS



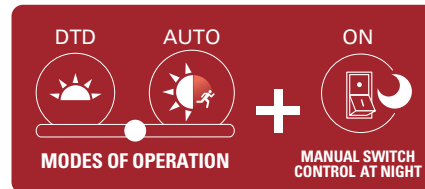
ALP90LSFSUNVDGY & ALP90CLD2D



ALP90CLMTN & ALP90CLD2D




ALP90CLMTN



NOTE: **During the night**, fixture can be switched ON or OFF manually using the 'ON' mode. **During the day**, DTD operation will be active due the NEMA photocell, irrespective of any mode selected.

ALP90LSFSUNVDGY



ORDER INFORMATION

Catalog Number	Description	Material no.	UPC	Case Qty	Case Dimensions (in.)			Weight (lbs)
					L	W	H	
ALP90CLMTN	PRM AREA LIGHT 9000LM SEL 5CCT UNV MTN	13665573	080083292905	2	19.88	16.65	7.28	13.23
ALP90CLD2D	PRM AREA LIGHT 9000LM SEL 5CCT UNV D2D	13665572	080083292899	2	19.88	16.65	7.28	12.77
ALP90LSFSUNVDGY *WHILE SUPPLIES LAST	BRN LGHT, DCST 60W 9K LMN SEL, 3CCT, D2D, UNV GY	13605834	080083260843	2	19.88	16.65	7.28	13.45

ACCESSORIES (SOLD SEPARATELY)



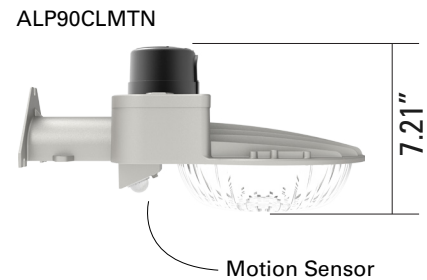
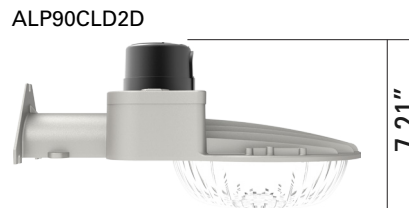

Catalog Number	Description
EA24	24 in CURVED MOUNT




Catalog Number	Description
SL3120	Replacement TWIST LOCK PHOTOCELL

PRODUCT DIMENSIONS

For ALP90CLMTN & ALP90CLD2D



For ALP90LSFSUNVDGY



PHOTOMETRIC DATA

Catalog Number	Power	CCT	Lumens	Efficacy	Voltage	Dimming	CRI	Lifespan	Controls	Equivalent
ALP90CLMTN	28W	3000K	4300	153	120-277V	NO	>80	50,000 Hrs	Motion, Dusk to Dawn + Motion, or ON (Switch Activated) Lumen Select (9000, 6000, 4500LM) 5 CCT Select (3000, 3500, 4000, 5000, 6500K) Dusk to Dawn uses 3-Pin Nema Photocell	250W
		3500K	4400	156						
		4000K	4500	160						
		5000K	4400	156						
		6500K	4300	153						
	40W	3000K	6000	150						
		3500K	6100	152						
		4000K	6200	155						
		5000K	6100	152						
		6500K	5800	150						
	60W	3000K	8600	143						
		3500K	8800	146						
		4000K	9000	150						
		5000K	8800	146						
		6500K	8600	143						
ALP90CLD2D	28W	3000K	4300	153	120-277V	0-10V	>80	50,000 Hrs	Dusk to Dawn uses 3-Pin Nema Photocell Lumen Select (9000, 6000, 4500LM) 5 CCT Select (3000, 3500, 4000, 5000, 6500K)	250W
		3500K	4400	156						
		4000K	4500	160						
		5000K	4400	156						
		6500K	4300	153						
	40W	3000K	6000	150						
		3500K	6100	152						
		4000K	6200	155						
		5000K	6100	152						
		6500K	5800	150						
	60W	3000K	8600	143						
		3500K	8800	146						
		4000K	9000	150						
		5000K	8800	146						
		6500K	8600	143						
ALP90LSFSUNVDGY	28W	3000K	4446	155	120-277V	0-10V	>70	50,000 Hrs	Dusk to Dawn uses 3-Pin Nema Photocell Lumen Select (9000, 6000, 4000LM) 3 CCT Select (3000, 4000, 5000K)	250W
		4000K	4751	170						
		5000K	4829	168						
	40W	3000K	5853	146						
		4000K	6427	164						
		5000K	6417	157						
	60W	3000K	8212	134						
		4000K	9284	156						
		5000K	9065	145						

ELECTRICAL DATA

Catalog Number	Power	120V	208V	240V	277V
ALP90CLMTN	60W	0.5A	0.29A	0.25A	0.22A
ALP90CLD2D	60W	0.5A	0.29A	0.25A	0.22A
ALP90LSFSUNVDGY	60W	0.5A	0.29A	0.25A	0.22A

PRODUCT SPECIFICATIONS

Construction

- Durable die-cast aluminum housing suitable for wet locations
- Glare free UV & impact resistant PC prismatic drop lens
- Lens is fully sealed to keep out insects and bugs
- Type 5 NEMA distribution
- Rust-resistant powder coated gray finish
- Suitable for wall or pole mount
- 1.5G vibration rated per ANSI C136.31

Integrated Controls

- Dusk to Dawn (Nighttime on / Daytime off) via NEMA 3-Pin photocell sensor
- For Motion Sku select from DTD (Dusk to Dawn), Auto (DTD + Motion), and ON (Switch Activated) modes by rotating the knob.
- 120 Degree Motion Detection Up to 26'

Mounting

- Easily mounts to a wooden post, pole or wall using 2" lag screws.
- Can be mounted to a 1-1/4" pipe (1-5/8" Outer Diameter)- pipe not included

Electrical

- 3 Adjustable LED power output settings (DIM field adjustable output)
- 3 Selectable and 5 Selectable CCT options available (3000, 4000K, & 5000K) or (3000, 3500, 4000, 5000, & 6500K)
- Maintenance -free LEDs with estimated 50,000 hours lifespan based on LM-80 results and TM-21 calculations.
- Fixture operating temperature range from -40°C to 40°C
- Electrical operating voltage 120-277V, 50/60Hz
- THD ≤ 20%; Power factor ≥ 90% @60W
- For ALP90CLD2D ALP90LSFSUNVDGY only:
0-10V Dimmable down to 10%. Additional 0-10V wires are required. Does not work with standard household dimmers.

Compliance

- UL certified for USA and Canada for wet locations
- Contains no mercury or lead - RoHS compliant (RoHS 2.0)
- DLC 5.1 Premium Listed
- IP65 Rated and sealed against dust and water perfect for demanding outdoor applications

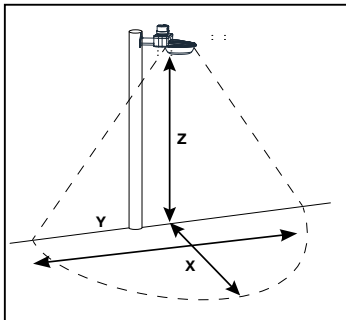
Finish

- Rust-resistant powder coated gray finish

Warranty

- [Five year limited warranty.](#) consult website for details. www.cooperlighting.com

SUGGESTED MOUNTING HEIGHT



Minimum Footcandles (FC)		0.50 FC							
Mounting Height (Z)		8'		10'		15'		20'	
Catalog Number	Lumens	X	Y	X	Y	X	Y	X	Y
ALP90CLMTN	4712	22.6	42.3	23.6	47.5	26.3	57.4	27.6	52.4
	6524	24.2	46	26.3	51.8	29.2	58.2	31.5	60.3
	9360	27.3	51.7	29.8	56.1	33.9	64.5	36.2	69.4
ALP90CLD2D	4494	22	42	23.2	44.4	25.5	49.2	26.9	52
	6259	23.8	48.6	26	51.1	28.9	55.4	30.6	59.2
	8991	26.8	53.2	28.8	59.3	33.3	65.6	35.7	69
ALP90LSFSUNVDGY	4751	21	41	23	45	25	50	/	/
	6427	23	45	25	50	28	56	31	59
	9284	26	49	29	55	33	64	35	69

X = Forward Throw
Y = Wall Spread
Z = Mounting Heights

Notes:
Forward throw X = 1/2 Y for wall-mount applications only
See IES files for detailed photometry