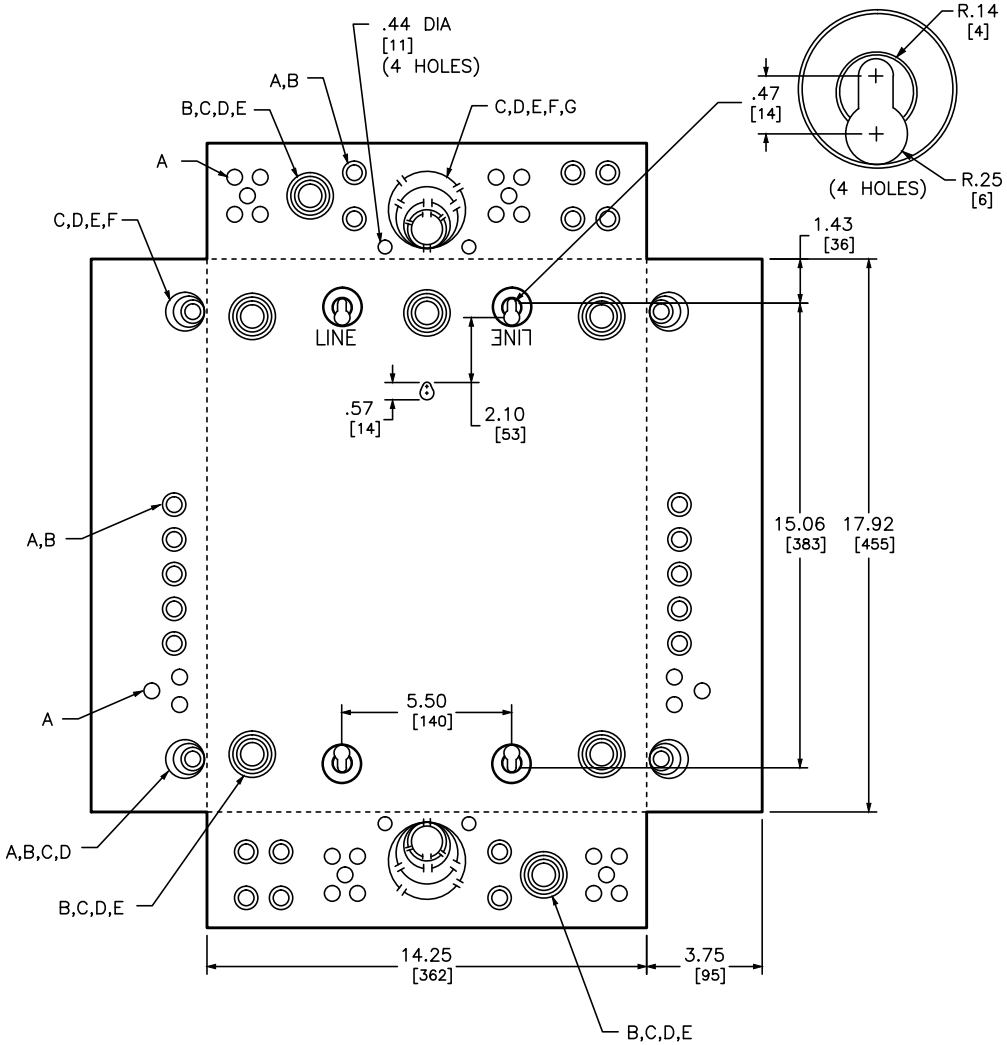

KNOCKOUTS							
SYMBOL	A	B	C	D	E	F	G
IN	.50	.75	1.00	1.25	1.50	2.00	2.50
MM	13	19	25	32	38	51	64

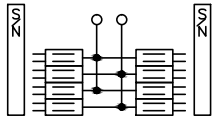

HOM816L125PC

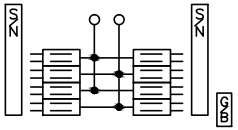

HOM816L125PGC

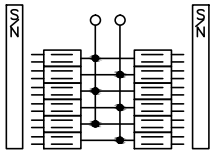

HOM1224L125PC

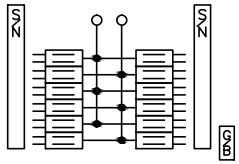

HOM1224L125PGC

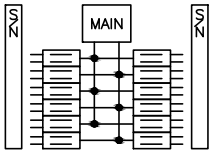

HOM1224M100PC

DUAL DIMENSIONS: INCHES
MILLIMETERS

CATALOG NUMBER	MAXIMUM SYSTEM VOLTAGE	MAINS AMPERE RATING	SPACES	MAXIMUM CIRCUITS	MAIN WIRE SIZE AWG AL	MAIN WIRE SIZE AWG CU
HOM816L125PC	120/240VAC 1PH 3W	125	8	16	#6–2/0	#6–1
HOM816L125PGC		125	8	16	#6–2/0	#6–1
HOM1224L125PC		125	12	24	#6–2/0	#6–1
HOM1224L125PGC		125	12	24	#6–2/0	#6–1
HOM1224M100PC		100	12	24	#6–2/0	#6–1

NOTES:
FINISH – GRAY BAKED ENAMEL ELECTRODEPOSITED OVER CLEANED PHOSPATIZED STEEL.
UL LISTED – FILE E–6294
NEUTRALS – INSULATED GROUNDABLE.
LOAD CENTERS WITH A SUFFIX "G" INCLUDE A FACTORY–INCLUDED EQUIPMENT GROUNDING BAR.

HOMELINE LOAD CENTERS
GENERAL PURPOSE NEMA TYPE 1 ENCLOSURE
INDOOR

SQUARE D
by Schneider Electric

DWG# NO. PWFDS–SYRS–0070