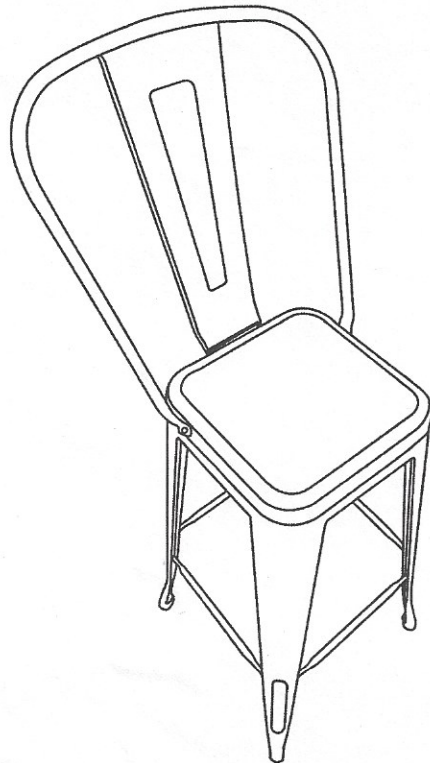




CAROLINA FORGE

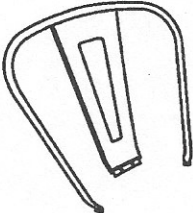
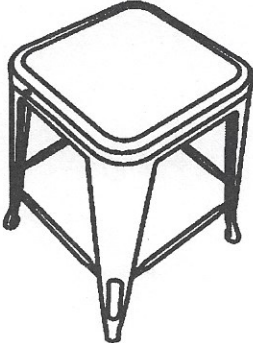
Assembly Instructions

Item # : TH-1001 Metal Adeline Chair

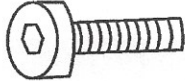



Thank you for purchasing a Carolina Forge product. This product has been designed for easy assembly and is constructed for durability. Please take the time to read and follow the assembly instructions carefully. If a part or hardware is missing or you have any difficulties in assembling this product, please contact us Toll Free 1-800-228-3876.

PARTS LIST:

A		Chair Back	1
B		Chair Seat	1

HARDWARE LIST:

C		Hexagonal Bolt M6*12	4
D		Hexagonal Wrench	1

