



# DUAL CORNER PLUS

60" x 60" Drop-In  
Acrylic Combo

Model Number

**6060DPWAR064**

Right Hand Drain Combo in White

**6060DPWAL064**

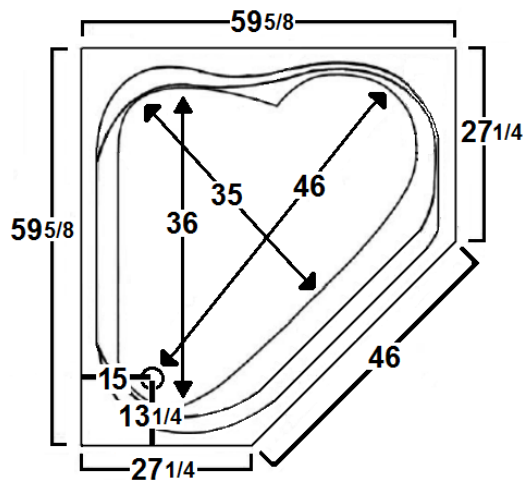
Left Hand Drain Combo in White

## Features

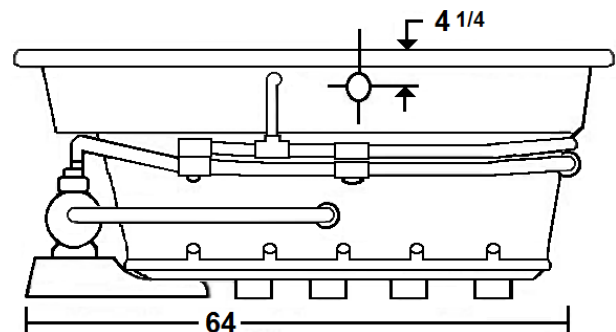
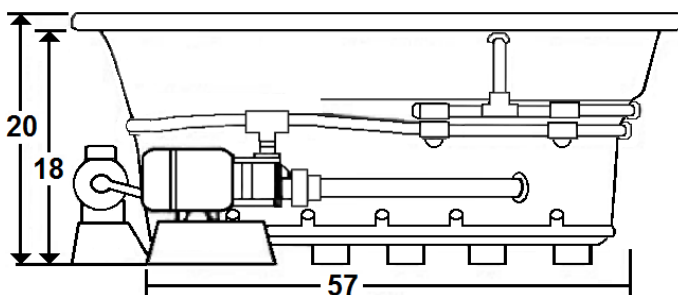
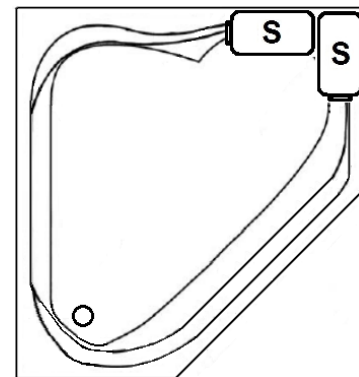
- Color-matched jet trim
- 10 adjustable hydrotherapy jets
- 28 high output lateral air injectors
- Constructed of high-gloss durable acrylic
- 3-Speed control for the 13.5 Amp pump
- 12.0 Amp variable speed blower
- Pre-leveled base for easy installation
- Made in the USA



**\*All dimensions are +/- 1/2" and subject to change without notice\***  
**Confirm specifications before installation**



Standard (S) Pump Location (Opposite Drain).



## Technical Information

- Weight: 215 lbs.
- Water Depth to Overflow: 13 3/4"
- Water Operating Level: 48 gal.
- Water Capacity: 78 gal.
- Sump Dimension: 46" x 35"

## Electrical Requirements.

- Standard Pump: 13.5 Amps
- Standard Blower: 12 Amps
- 2, 20amp Dedicated GFCI's required

\*Cut-Out Dimensions: Use the outer dimensions shown above and come in 1" on all sides.