

## Features

- Two Lever handles offer separate control of hot and cold water
- KOHLER® ceramic disc valves exceed industry longevity standards for a lifetime of durable performance
- 1.2 gpm (4.5 lpm) maximum flow rate
- Box includes: Assembled faucet, clicker drain
- This product can help a building earn Water Efficiency points in LEED® Green Building Rating System

## Material

- Premium material construction for durability and reliability
- Spot Repel® finish resists fingerprints, smudges, and water spots (Matte Black finish only)
- Select KOHLER finishes feature ScratchShield® technology which withstands even the toughest daily use

## Installation

- For 4" (102 mm) centers
- Simplified faucet installation; mounting hardware requires no special tools

## Recommended Products/Accessories

K-23726 Drain treatment  
K-23723 Faucet cleaner



**ADA** **CSA B651** **OBC**

## Codes/Standards





ASME A112.18.1/CSA B125.1  
NSF/ANSI/CAN 61  
NSF/ANSI/CAN 372  
All applicable US Federal and State material regulations  
DOE - Energy Policy Act 1992  
EPA WaterSense®  
California Energy Commission (CEC)  
ADA  
ICC/ANSI A117.1  
CSA B651  
OBC  
IAPMO Certification

## KOHLER® Faucet Lifetime Limited Warranty

See website for detailed warranty information.

## Available Colors/Finishes

*Color tiles intended for reference only.*

Color	Code	Description
	CP	Polished Chrome
	BN	Vibrant® Brushed Nickel
	BL	Matte Black
	2MB	Vibrant® Brushed Moderne

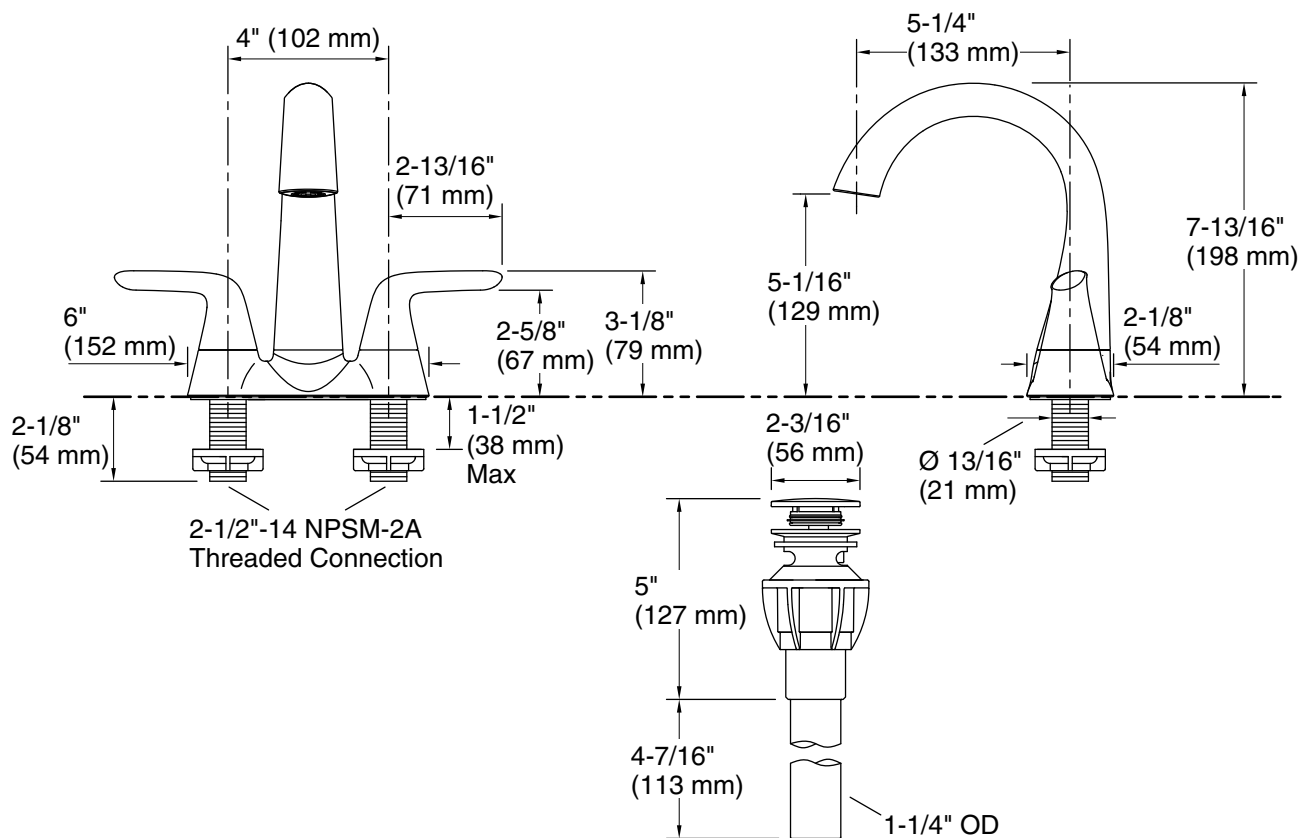
1-800-4KOHLER (1-800-456-4537)

Kohler Co. reserves the right to make revisions without notice to product specifications.

For the most current Specification Sheet, go to [www.kohler.com](http://www.kohler.com) USA or [www.kohler.ca](http://www.kohler.ca) Canada

10-21-2024 21:22 - US/CA

THE BOLD LOOK  
OF **KOHLER®**



## Technical Information

All product dimensions are nominal.

### Faucet:

Flow rate: 1.2 gal/min (4.5 l/min)

Drain included: Yes

### Spout:

Spout reach: 5-1/4" (133 mm)

### Handshower:

Rated maximum flow: 0 gal/min (0 l/min)

## Notes

Install this product according to the installation instructions.

ADA complaint for faucet handles only.

ADA, OBC, CSA B651 compliant when installed to the specific requirements of these regulations.