




EASY INSTALLATION



1 | CHOOSE NEW WALL PLATE

2 | UNSCREW AND REMOVE CURRENT WALL PLATE



3 | PLACE NEW WALL PLATE ON WALL AND FIX WITH SCREWS

*BEFORE STARTING, PLEASE REVIEW FULL INSTRUCTIONS WITH PRODUCT.