
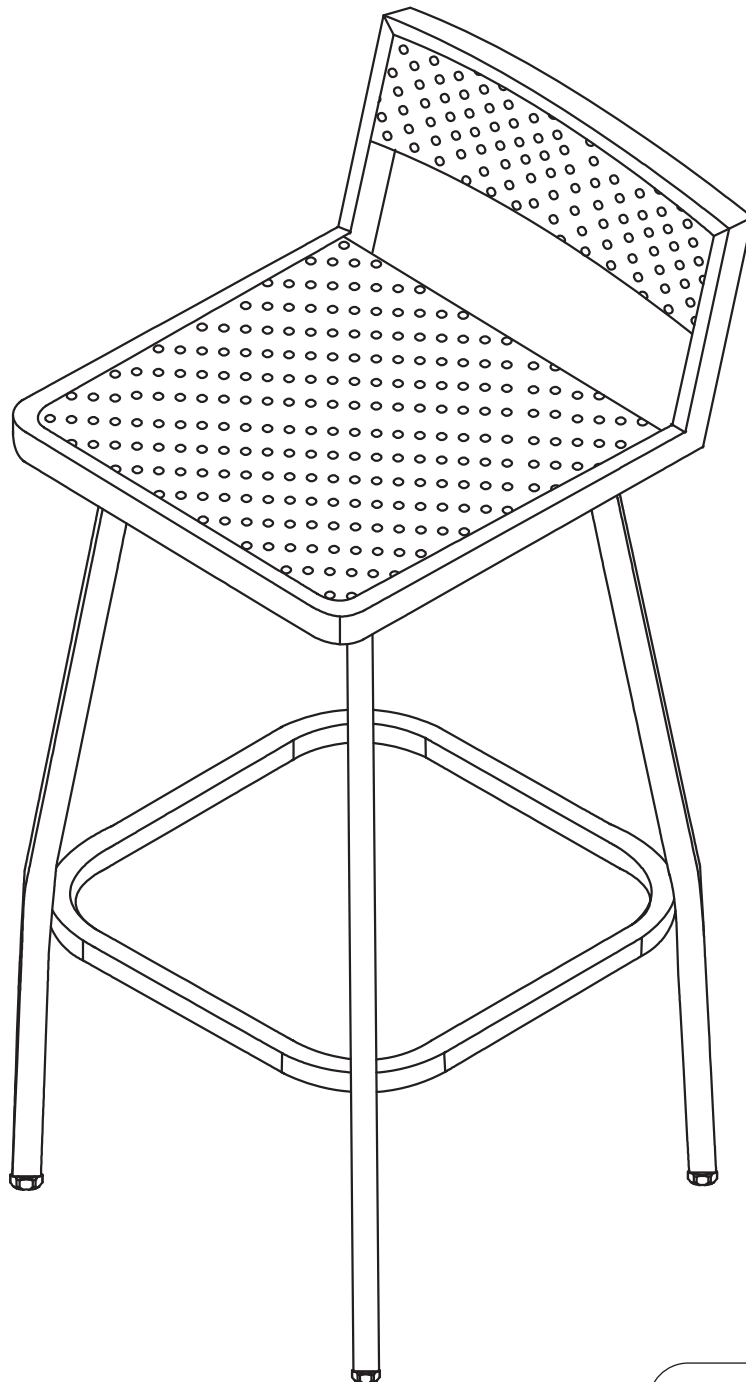



Bar Stools



IMPORTANT

Please follow the instruction manuals and use a pad to avoid damage during assembly.



Not intended for use by children. Please keep your children closely supervised.



Keep away from fire or other heat sources.




Do not use harsh cleaner for cleaning!



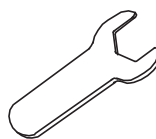
We recommend wearing protective gloves for assembly.



Identify, sort and count the parts before assembly.




Please prepare the following tools




When installing, please carefully confirm whether each screw corresponds to the manual, accessories with similar shapes can be distinguished by size

① x 8



M6 x 50 mm

② x 8



M6 x 30 mm

③ x 8



M6 x 16 mm

④ x 8



⑤ x 16



⑥ x 40

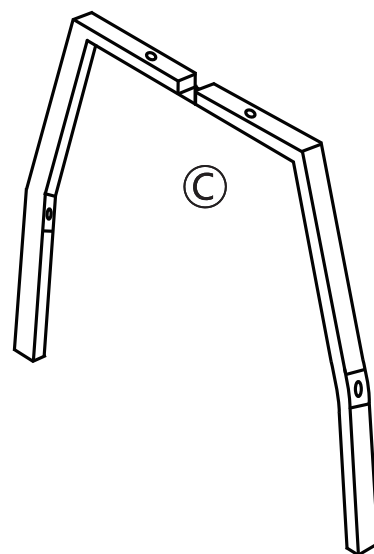
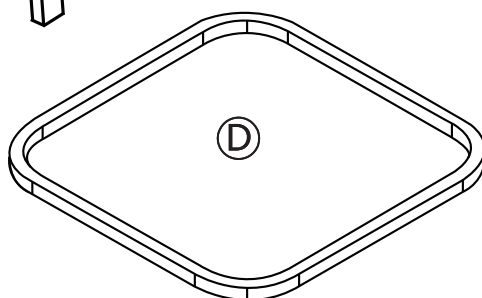
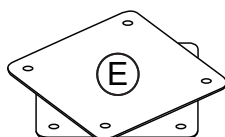
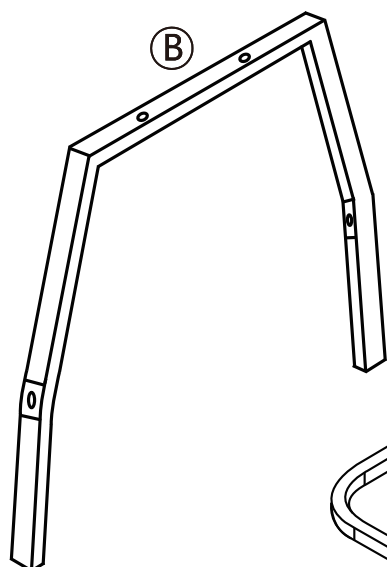
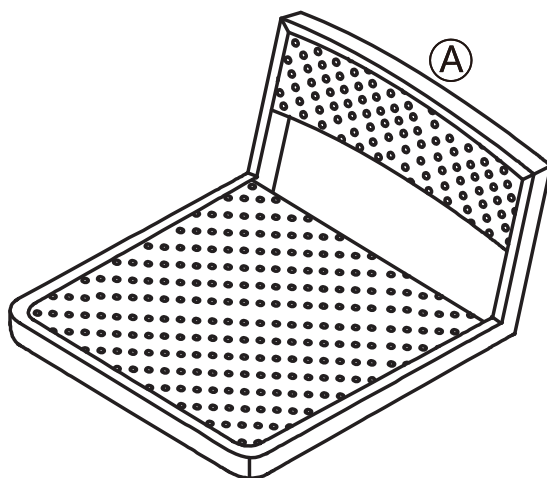


⑦ x 1



⑧ x 1





⚠ WARNING

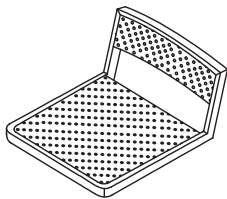
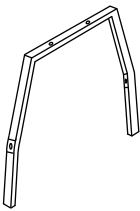
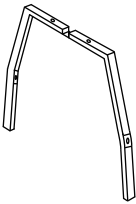
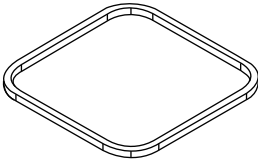
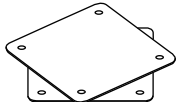


Children have died from furniture tipover. To reduce the risk of furniture tipover:






- ALWAYS install tipover restraint provided.
- NEVER put a TV on this product.
- NEVER allow children to stand, climb or hang on drawers, doors, or shelves.
- NEVER open more than one drawer at a time.
- Place heaviest items in the lowest drawers.

*This is a permanent label.
Do not remove!*

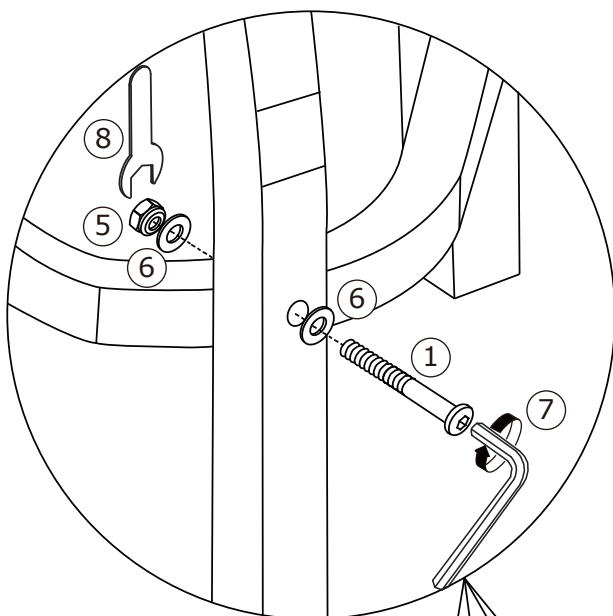
×2

							
Ⓐ	2PCS	Ⓑ	2PCS	Ⓒ	2PCS	Ⓓ	2PCS
							
Ⓔ	2PCS						

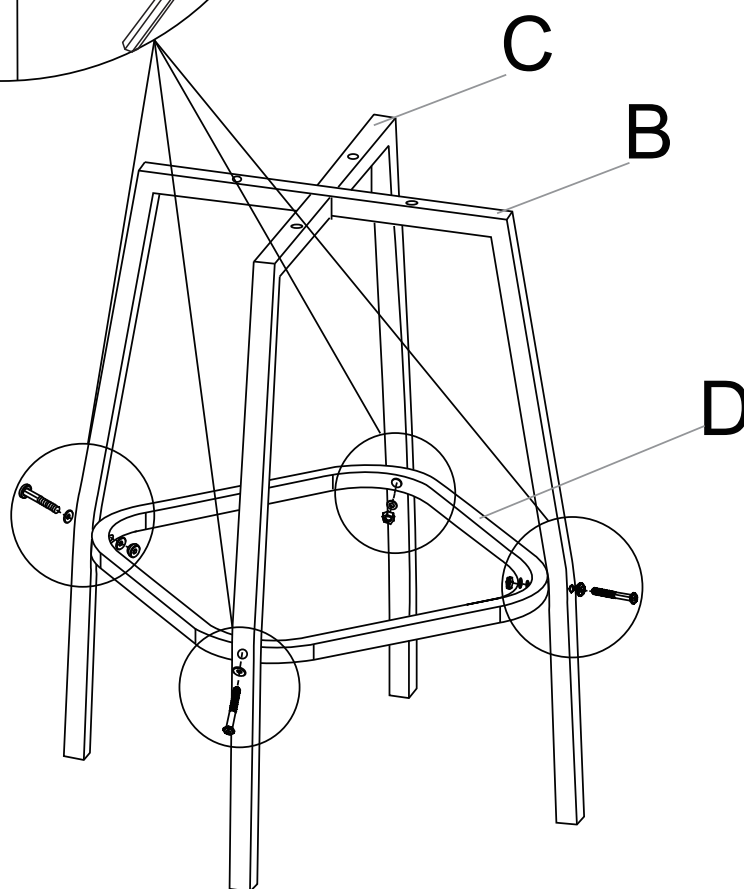
1

<p>① x 8</p>  <p>M6 x 50 mm</p>	<p>⑤ x 8</p> 	<p>⑥ x 16</p> 	<p>⑦ x 1</p> 	<p>⑧ x 1</p> 	
--	--	---	---	--	--






Fix part D to part B and part C with four M6x50mm Screws (1), M6 nuts (5) and Flat Washers (6). Use Hex (7) and Hex Wrench(8) to fix in.



x2

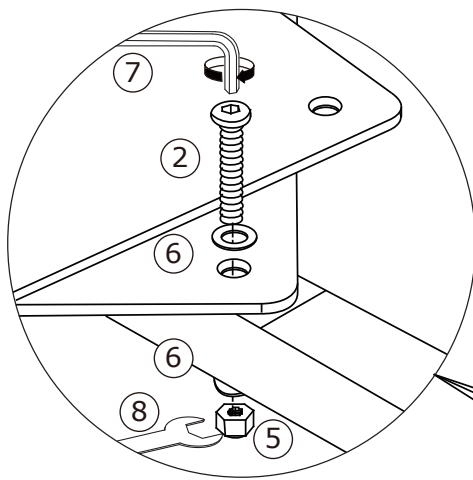


2

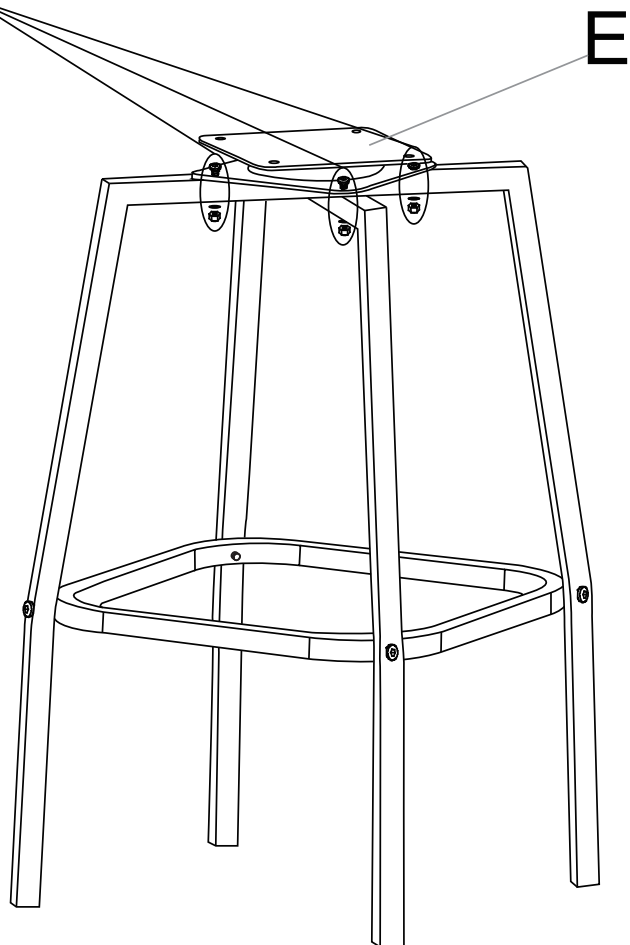
<p>② x 8</p>  <p>M6 x 30 mm</p>	<p>⑤ x 8</p> 	<p>⑥ x 16</p> 	<p>⑦ x 1</p> 	<p>⑧ x 1</p> 	
--	--	---	---	--	--

Fix part E to part B and part C with four M6x30mm Screws (1), M6 nuts (5) and Flat Washers (6). Use Hex (7) and Hex Wrench (8) to fix in.





DO NOT YET TIGHTEN.



x2



3

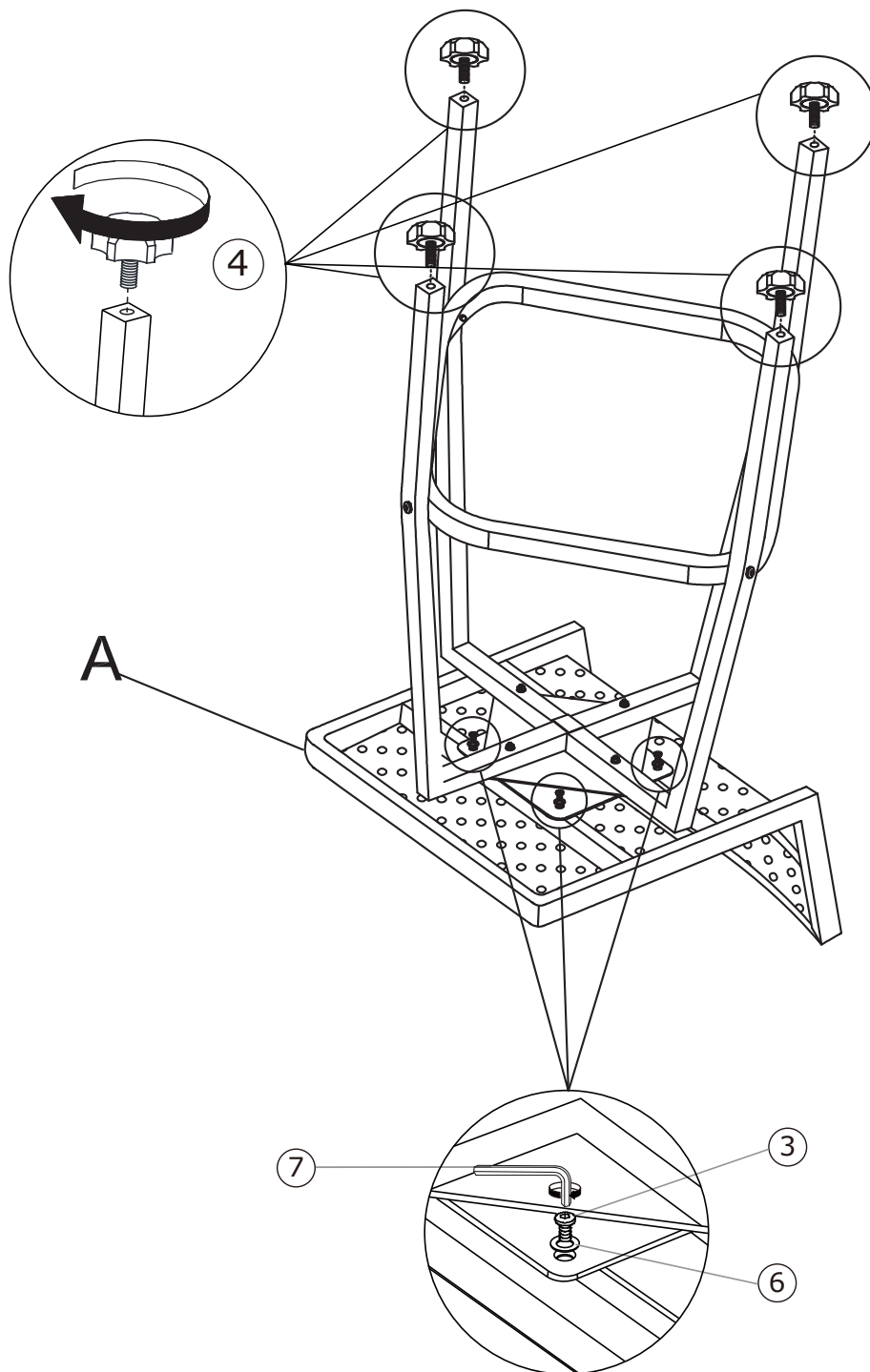
<p>③ x 8</p>  <p>M6 x 16 mm</p>	<p>⑥ x 8</p> 	<p>④ x 4</p> 	<p>⑦ x 1</p> 	
--	--	--	---	--

Turn the assembled parts upside down.

Fix part A to part E with four M6x16mm Screws (2)

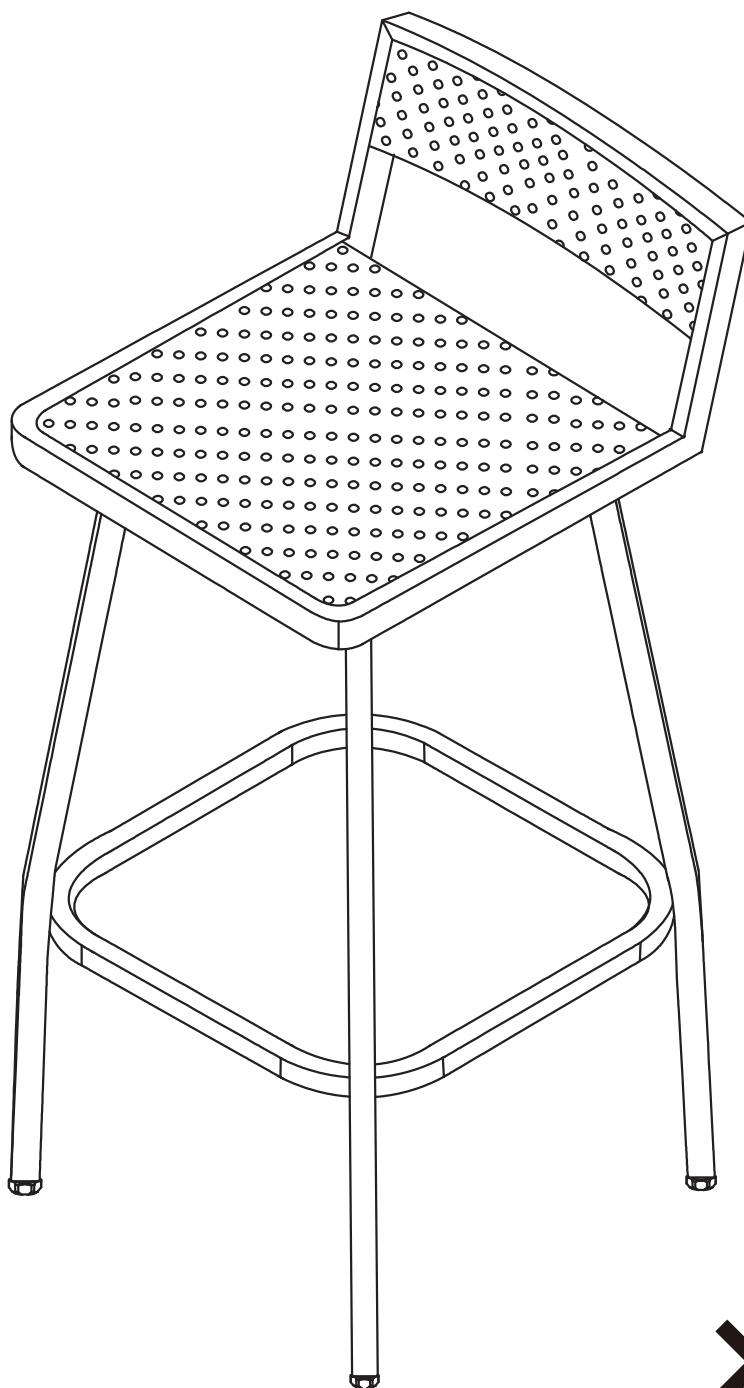
and Flat Washers (6). Use Allen key (6) .**DO NOT YET TIGHTEN.**

Rotate part (4) into bottom of part B and part C, do this four times.



x2

4



×2

Flip assembly over.

WARRANTY

WARRANTY CLAIMS

- There is a 30-day warranty for broken furniture or any other problems that do not work properly. The warranty will start from the date of purchase which must be verified by proof of purchase.
- Before making a claim, we may be able to answer your query, simply call us. Please leave your purchase order number, along with some details of the problem, if you want a replacement part. We will arrange within 48 hours. If there is out of stock, we will reply with a shipping date.
- The product must be used in accordance with the instructions provided. For health reasons.
- For other reasons, if the furniture needs to be returned, it must be cleaned and dried and operated within 30 days of receipt.

Type of Warranty Claim

- Failure to follow the furniture instructions will invalidate the warranty. Attention please.
- Does not include damage during installation, but includes damage during transportation.

Scope of responsibility

- Shall not bear any responsibility for misuse or user damage and / or loss of parts during the installation of furniture.
- After using, the damage and scratches of the furniture are not covered by the warranty.

The Warranty Relates to All Bought in The Us and Covers The Following Areas

- Sheet parts: 1 month from the date of purchase.
- Electrical parts: 1 month from the date of purchase.

RETURNS

CHANGED YOUR MIND AND NEED TO RETURN YOUR ITEM?

PLEASE FOLLOW THE BELOW INSTRUCTIONS:

- If you have purchased and have simply changed your mind, follow the retailer's instructions for returns.

DEFECTIVE ITEMS

- If your item is defective in any way, i.e. it doesn't work but you can't identify why, in the first instance, please call us.

DAMAGED ITEMS

- If you receive an order with obvious shipping damage from the retailer, then we suggest the delivery is refused. If the delivery has been accepted and then shipping damage is found, please follow the specific instructions advised by the retailer.
In all circumstances please save all packaging material and paperwork for the order. Please be aware that if you dispose of packaging material or attempt to return the merchandise without contacting the fulfiller, you jeopardise your chances of making a claim, and you may not receive a credit for the return.