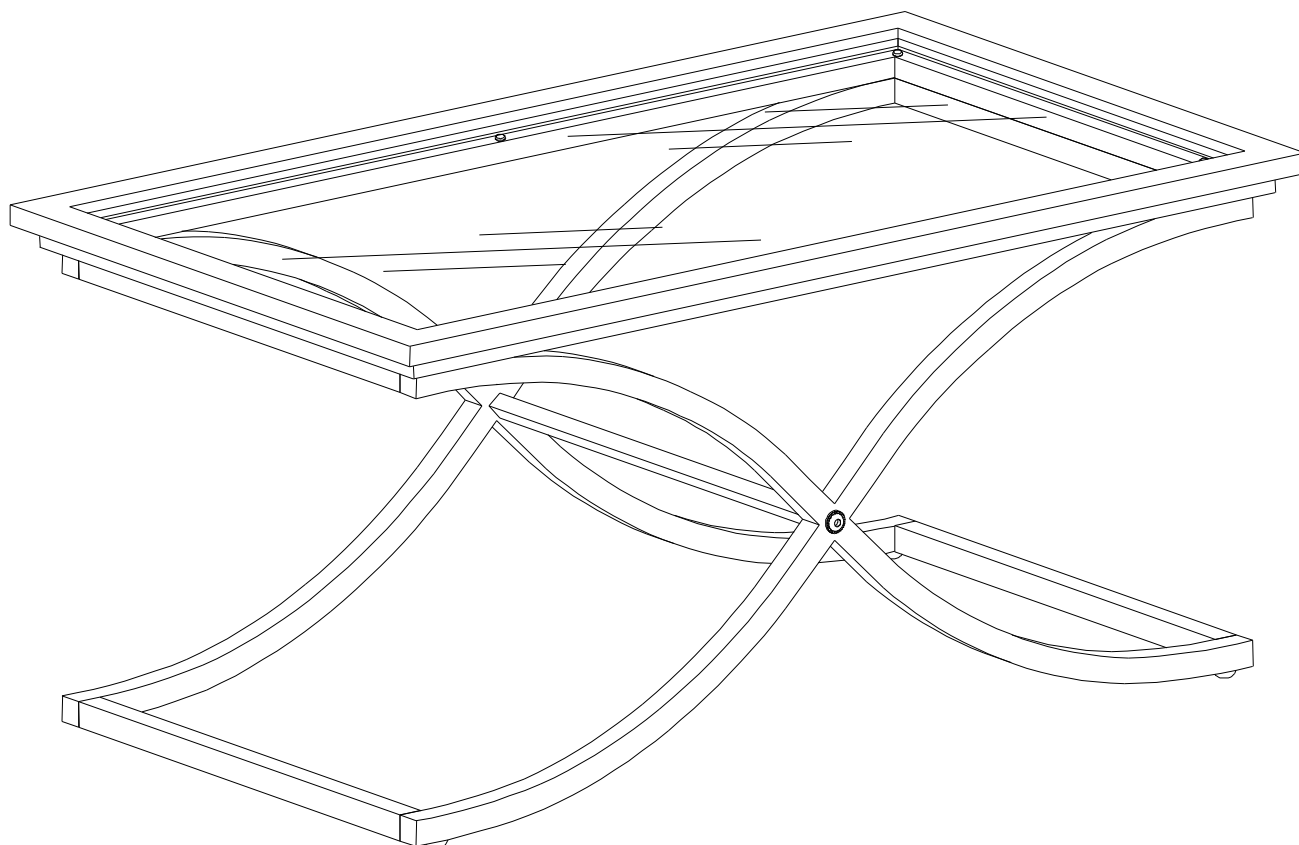


**CK994000TX**  
**“VOGUE” COCKTAIL TABLE –**  
**BLACK/COPPER**  
**Assembly Instruction**



**Southern**  
**ENTERPRISES**

For assistance with assembly contact:  
Southern Enterprises Inc.  
Customer Service 1-800-633-5096  
[service@seidal.com](mailto:service@seidal.com)  
[www.seidal.com](http://www.seidal.com)



# CK994000TX

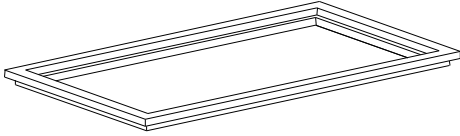
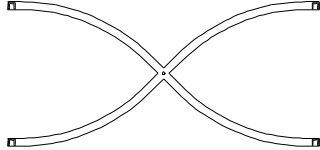



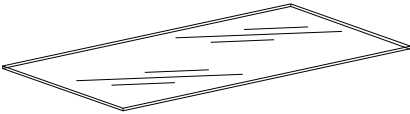
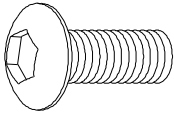
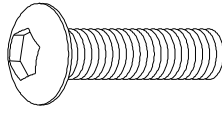
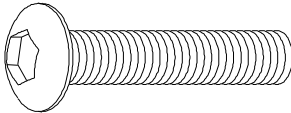

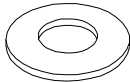
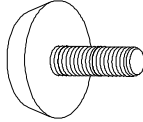

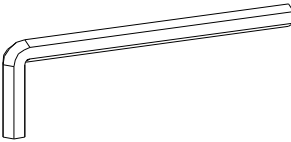
## “VOGUE” COCKTAIL TABLE – BLACK/COPPER Parts List

Please review all parts and hardware before disposing of any packaging.

Call Customer Service if missing hardware.

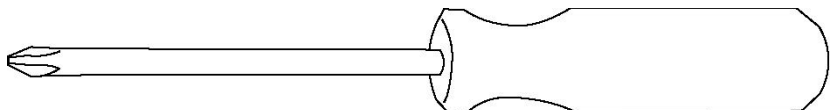
Using a screw that is too long will cause damage. Before beginning assembly, separate each type of screw. Carefully study the screw diagrams below.

You may receive extra hardware with your unit.

<div>1</div> <div>1PC</div> <div></div> <div>TOP FRAME</div>	<div>2</div> <div>2PCS</div> <div></div> <div>SIDE PANEL</div>	<div>3</div> <div>2PCS</div> <div></div> <div>TOP STRETCHER</div>	
<div>4</div> <div>2PCS</div> <div></div> <div>BOTTOM STRETCHER</div>	<div>5</div> <div>1PC</div> <div></div> <div>CENTER STRETCHER</div>	<div>6</div> <div>1PC</div> <div></div> <div>TOP GLASS</div>	
<div>A</div> <div>12PCS</div> <div></div> <div>1/4"X13mm Allen Bolt</div>	<div>B</div> <div>4PCS</div> <div></div> <div>1/4"X38mm Allen Bolt</div>	<div>C</div> <div>2PCS</div> <div></div> <div>1/4"X51mm Allen Bolt</div>	<div>D</div> <div>16PCS</div> <div></div> <div>Lock Washer</div>
<div>E</div> <div>16PCS</div> <div></div> <div>Flat Washer</div>	<div>F</div> <div>4PCS</div> <div></div> <div><b>**Pre-attached to the bottom of side panels**</b> Leveler</div>	<div>G</div> <div>6PCS</div> <div></div> <div>Glass Pad</div>	<div>H</div> <div>1PC</div> <div></div> <div>Wrench</div>
<div>Care and Cleaning Instructions:</div> <div>Before using, wipe with a clean, dry cloth. Avoid rubbing or scratching the surface with rough or abrasive objects.</div>		<div>For replacement parts or questions, please call Customer Service at 1-800-633-5096. Do not return product to store. Please call manufacturer for assistance, questions or parts.</div>	

**Assembly Tool Required**

**No.2 Phillips Screwdriver**

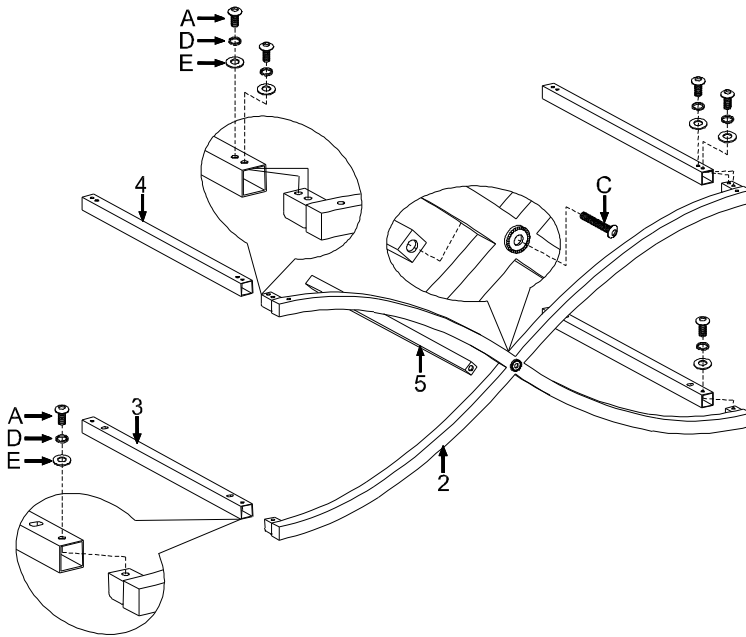


# CK994000TX

## “VOGUE” COCKTAIL TABLE – BLACK/COPPER

### Assembly Instruction

Figure 1

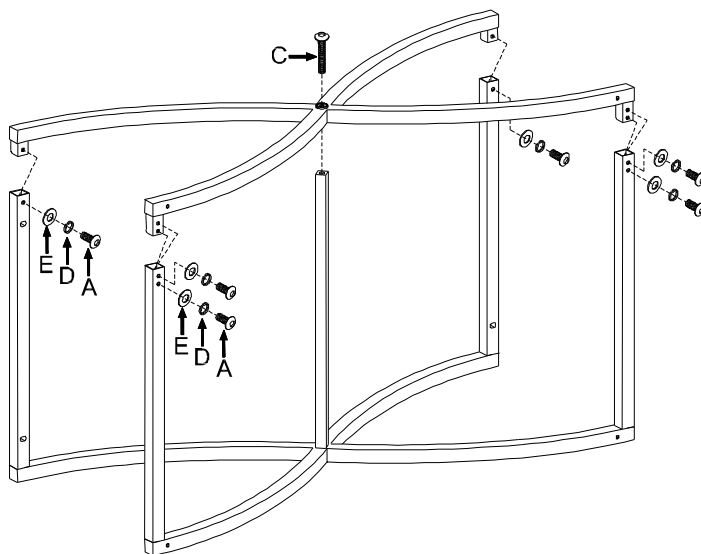


**\* DO not tighten screws & bolts until the entire unit is completely assembled.**

#### Step 1:

**Attach (3) top stretcher, (4) bottom stretcher and (5) center stretcher to (2) side panel by using (A), (D), (C) & (E) as shown.**

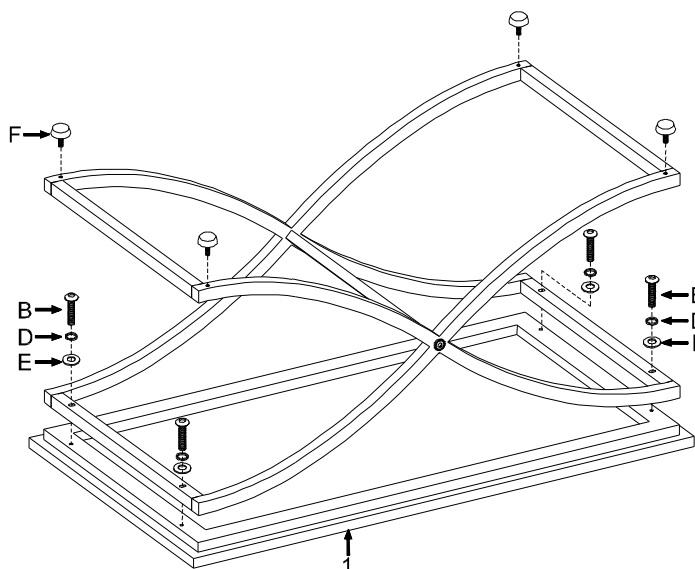
Figure 2



#### Step 2:

**Repeat step 1 to assemble (2) side panel as shown.**

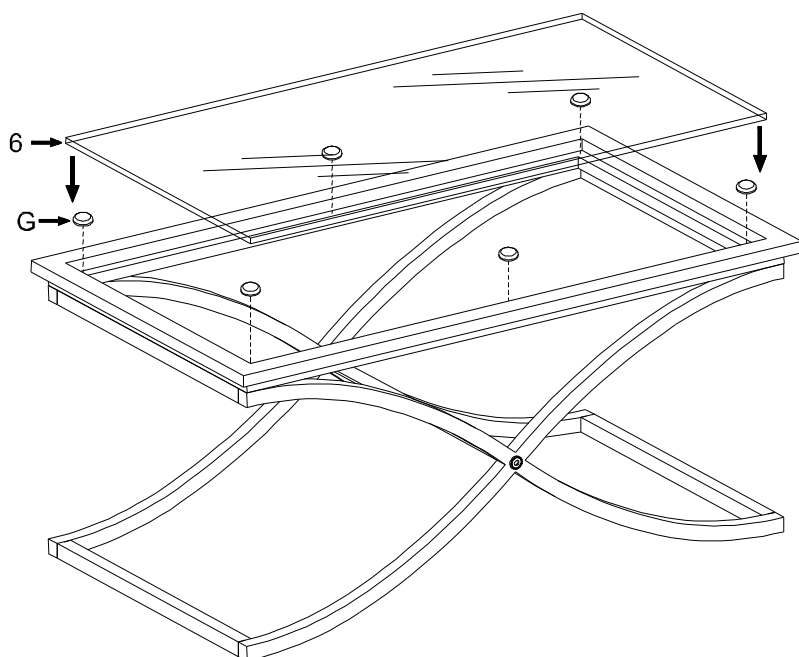
**Figure 3**



**Step 3:**

**Assemble (1) top frame by using (B), (D) & (E) as shown, then screw (F) leveler at the bottom of (2) side panel.**

**Figure 4**



**Step 4:**

**Turn the unit upside down and put (G) glass pad onto the frame as shown, then put on (6) top glass.**



**Southern**  
ENTERPRISES

Customer Service 1-800-633-5096  
service@seidal.com  
Southern Enterprises, Inc.  
600 Freeport Parkway Suite 200  
Coppell, Texas 75019

We'd love to hear from you! Email us photos of our products in your home at [sei@seidal.com](mailto:sei@seidal.com) and we might feature it on our site or use it to model one of our inspirational photos.

**“PARTS WILL BE SENT IF AVAILABLE FROM SEI” “THIS IS NOT A WARRANTY”**

## Parts Replacement Form

### Customer Information

Name \_\_\_\_\_

Address \_\_\_\_\_

City/State/Zip Code \_\_\_\_\_

Phone Number \_\_\_\_\_

Please indicate where you purchased this item: Store/ Website/ Catalog

\_\_\_\_\_

Please indicate color/size/style number:

\_\_\_\_\_

Style No	Parts Letter	Parts Description	Quantity Needed

Please count, identify and compare parts and hardware list to be sure all parts are present. It may help to divide parts and label them to correspond with part list. Extra hardware may be included. If any items are missing, please contact Southern Enterprises at 800-633-5096 or in Dallas (972) 869-0111/ 9am – 4pm Mon-Fri Central time if you have product issues with your purchase. Please ask for a **customer service representative** for issues involving damages or replacement parts. Please ask for a **technical assistance representative** for any issues with product assembly and product construction. Please contact the retailer that you purchased from for returns.

Missing or damaged hardware and/ or parts will be replaced free of charge. We do not sell parts. We do not recommend modifying product(s) and we are not responsible for any damages due to product modification(s). If this product has not been purchased from our retail affiliates (within 9 months), we are under no obligation to provide parts or replacements merchandise. Parts will not be available for items arriving fully assembled.



**Southern**  
**ENTERPRISES**

Customer Service 1-800-633-5096  
[service@seidal.com](mailto:service@seidal.com)  
Southern Enterprises, Inc.  
600 Freeport Parkway, Suite 200  
Coppell, Texas 75019