

Aegean- Roman Tub Faucet



- * 3-3/16" High and 6-1/8" Long Spout, Zinc Handle, Brass Body
- * Solid Brass Waterway Construction with 1/2" -14 NPSM Connection
- * 1/4 Turn Premium Grade High Flow Rate Ceramic Cartridges (Type K)
- * Flow Rate: 18.0GPM @ 80PSI
- * 100% Pressure System Tested
- * Lifetime Limited Warranty; 5 year warranty from date of purchase for Commercial users.

Project / Job Name	
Architect / Engineer	
Contractor	
Model	
Quantity	

Model No. :



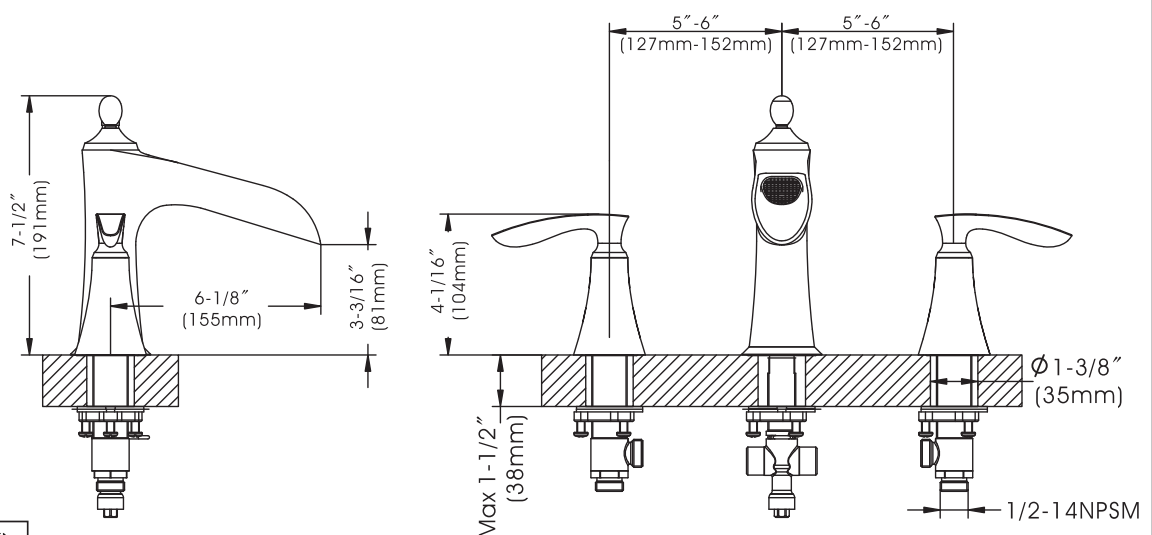
192-6440 (CH)
(Shown Model)



192-6441 (BN *Spotless PVD*)



192-6442 (ORB)



Cartridge (Type K)



Product Compliance:

- ASME A112.18.1 / CSA B125.1
- ANSI A117.1 (ADA)

Aegean- Roman Tub Faucet



- * 3-3/16" High and 6-1/8" Long Spout, Zinc Handle, Brass Body
- * Solid Brass Waterway Construction with 1/2" -14 NPSM Connection
- * 1/4 Turn Premium Grade High Flow Rate Ceramic Cartridges (Type K)
- * Flow Rate: 18.0GPM @ 80PSI
- * 100% Pressure System Tested
- * Lifetime Limited Warranty; 5 year warranty from date of purchase for Commercial users.

Project / Job Name	
Architect / Engineer	
Contractor	
Model	
Quantity	

Model No. :



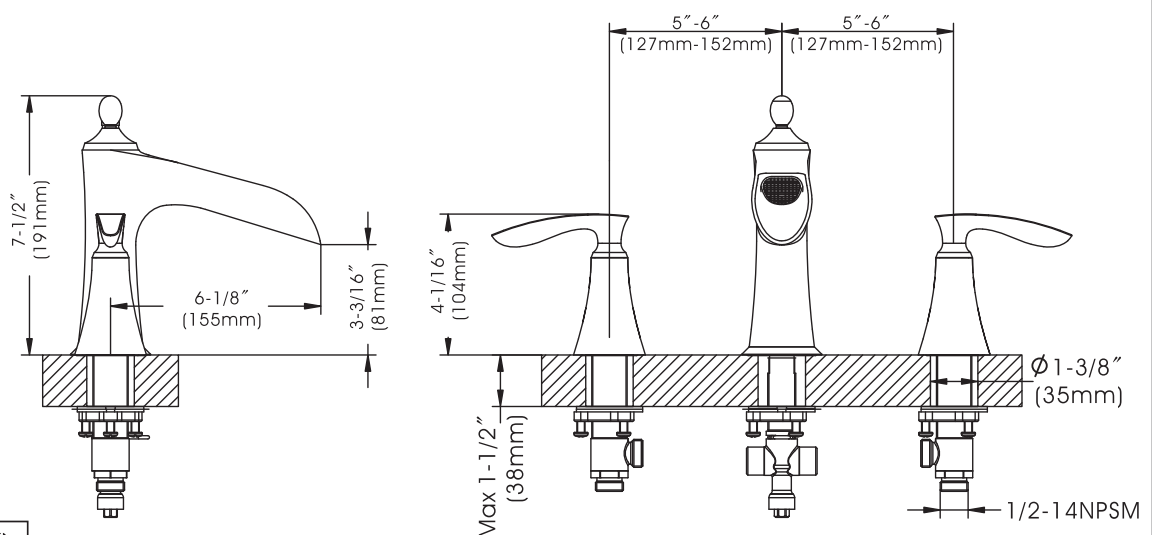
192-6440 (CH)



192-6441 (BN **Spotless PVD**)
(Shown Model)



192-6442 (ORB)



Cartridge (Type K)



Product Compliance:

- ASME A112.18.1 / CSA B125.1
- ANSI A117.1 (ADA)

Aegean- Roman Tub Faucet



- * 3-3/16" High and 6-1/8" Long Spout, Zinc Handle, Brass Body
- * Solid Brass Waterway Construction with 1/2" -14 NPSM Connection
- * 1/4 Turn Premium Grade High Flow Rate Ceramic Cartridges (Type K)
- * Flow Rate: 18.0GPM @ 80PSI
- * 100% Pressure System Tested
- * Lifetime Limited Warranty; 5 year warranty from date of purchase for Commercial users.

Project / Job Name	
Architect / Engineer	
Contractor	
Model	
Quantity	

Model No. :



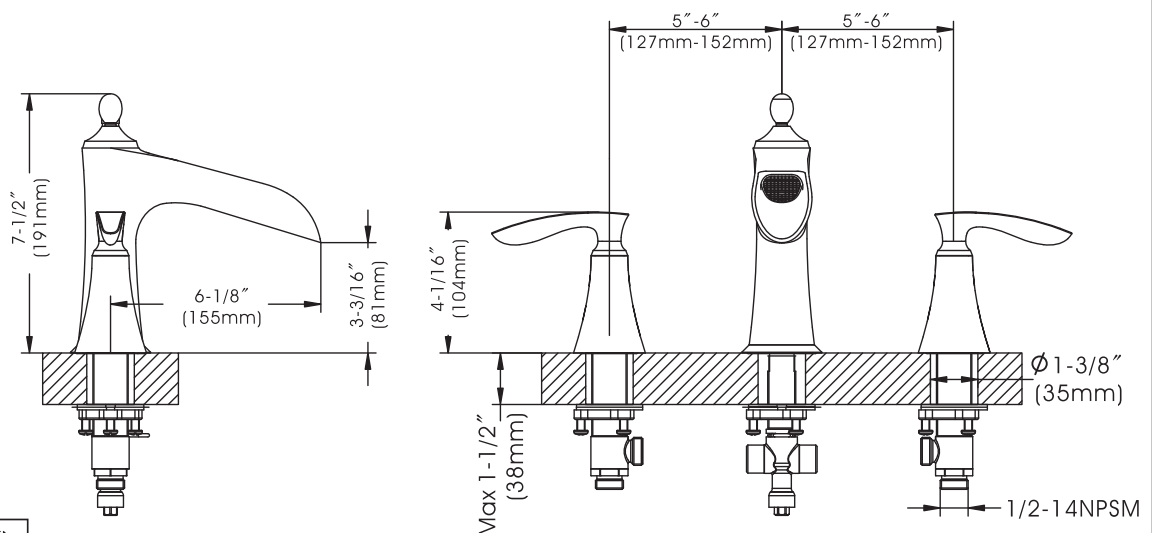
192-6440 (CH)



192-6441 (BN *Spotless PVD*)



192-6442 (ORB)
(Shown Model)



Cartridge (Type K)



Product Compliance:

- ASME A112.18.1 / CSA B125.1
- ANSI A117.1 (ADA)