


# CARE TIPS AND GENERAL INFO FOR:

## PEROVSKIA (Russian Sage)

---

### EXPOSURE:



PART SUN-FULL SUN

### POLLINATOR:



ATTRACTS BEES, BIRDS,  
AND BUTTERFLIES

### BLOOMTIME:



LATE SUMMER- FIRST FROST  
Soft blue, small flowers will cover  
fragrant silvery foliage from late  
summer to frost.


### WATERING NEEDS:



MINIMAL

At the time of planting the soil  
should be kept moist,  
not drenched. Once established  
Perovskia prefers to be left on  
the dryer side.

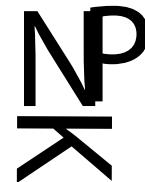
### SOIL TYPE:



ALL SOIL TYPES

Perovskia can be grown in a  
wide range of soil. It is incredibly  
tolerant. A soil that drains well  
is ideal.

### FERTILIZER:



TIME RELEASE

At the time of planting add a  
slow release granular type.  
Every spring and mid-summer  
fertilize again with a granular  
slow release type.