
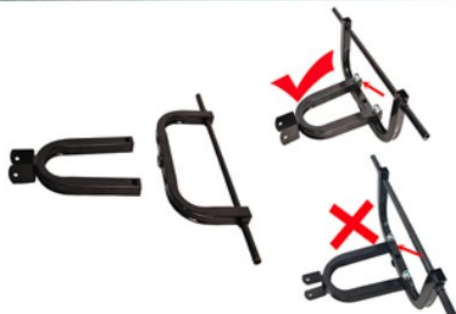


Garden cart assembly drawing



FRONT AXLE ASSEMBLY

1 1x Axle tube X2




FRONT AXLE TO CHASSIS

2 1x 23mm Washer X1, 1x 23mm Washer X1



REAR AXLE TO CHASSIS

3 1x 23mm Washer X2, 1x 23mm Washer X2



WHEEL ASSEMBLY

4 1x 29mm Washer X4, 1x Axle pin X4




DROP SIDE ATTACHMENT

5 1x Drop side clip X8



HANDLE ASSEMBLY

6 1x Axle pin X1, 1x Axle pin X1



wrong

×



correct

✓



Installation adjustment