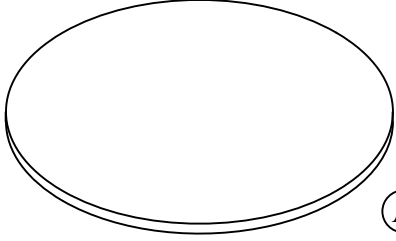
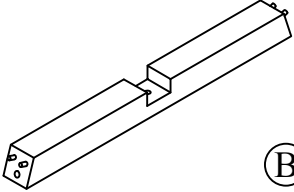
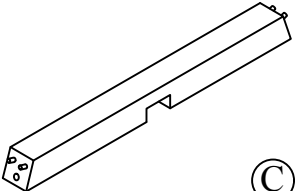
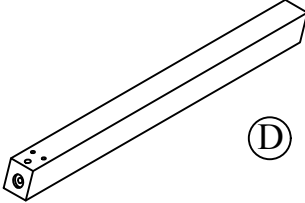
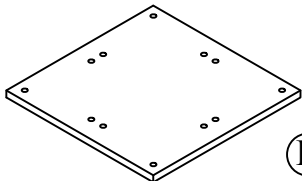










**ASSEMBLY INSTRUCTIONS**  
**ITEM # : 60581-72-01 KONA ROUND DINING TABLE WHITE**

## 60581-72-01 PARTS & HARDWARE LIST

 <p>TABLE TOP x 1</p>	 <p>LOWER BASE x 1</p>	 <p>UPPER BASE x 1</p>
 <p>LEGS x 4</p>	 <p>CONNECTOR TOP x 1</p>	 <p>ALLEN BOLT x 8 (Ø5/16" *55mm)</p>
 <p>ALLEN BOLT x 5 (Ø5/16" *40mm)</p>	 <p>ALLEN BOLT x 4 (Ø5/16" *32mm)</p>	 <p>SPRING WASHER x 17 (Ø5/16" )</p>
 <p>FLAT WASHER x 17 (Ø5/16")</p>	 <p>ALLEN KEY x 1 (M4)</p>	

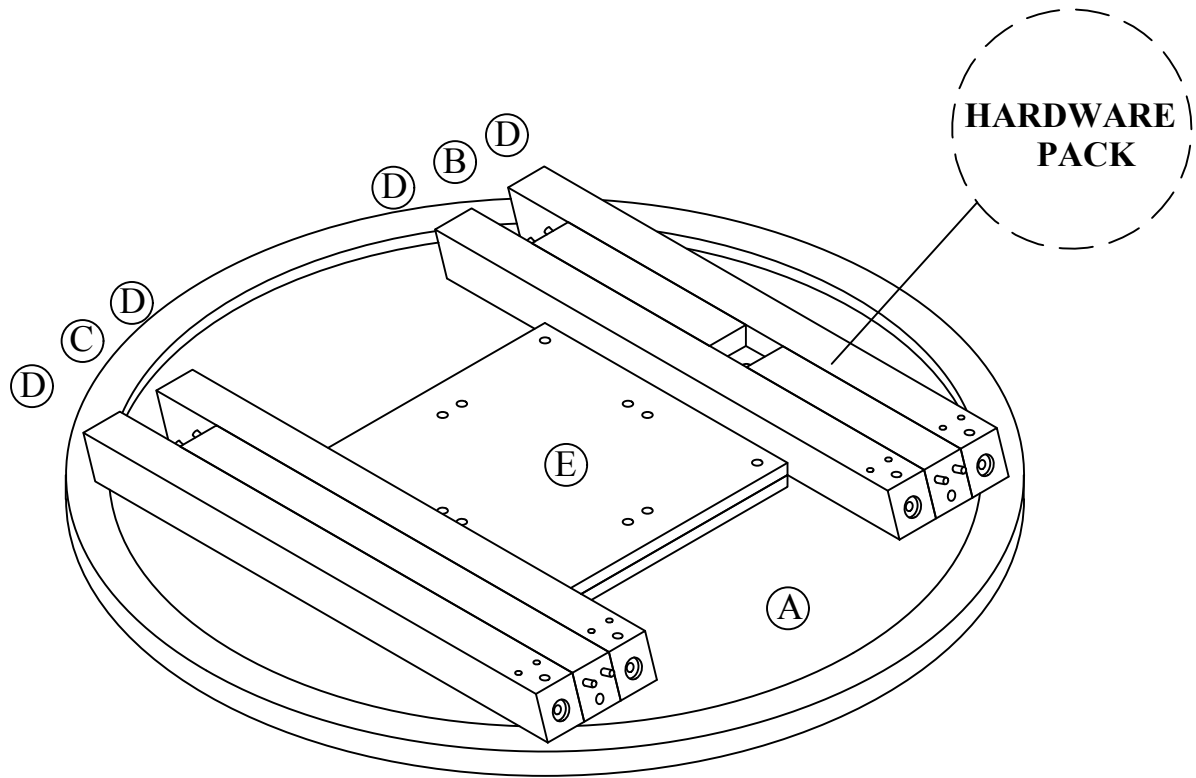
**Customer Service Contact Information:**  
Toll Free Phone Number: 1-844-771-2727  
Email: [consumercare@lanefurniture.com](mailto:consumercare@lanefurniture.com)  
Website: [www.lanefurniture.com](http://www.lanefurniture.com)

**NOTES :**

1. CHECK CAREFULLY FOR SMALL PARTS WHICH MAY COME LOOSE DURING SHIPMENT.
2. REMOVE ALL COMPONENTS FROM THE PACK AND PLACE ON A CLEAN, SOFT SURFACE TO ASSEMBLE.
3. UNITS SHOULD BE ASSEMBLED BY TWO OR MORE PEOPLE.
4. DO NOT OVER - TIGHTEN SCREW/ BOLTS UNTIL ASSEMBLY IS COMPLETED.
5. WITH USE, SCREW/ BOLT MAY BE COME LOOSE & MUST BE TIGHTENED PERIODICALLY.



**HARDWARE BLISTER PACKS ARE STORED ON THE TOP OF THE TABLE BASE**



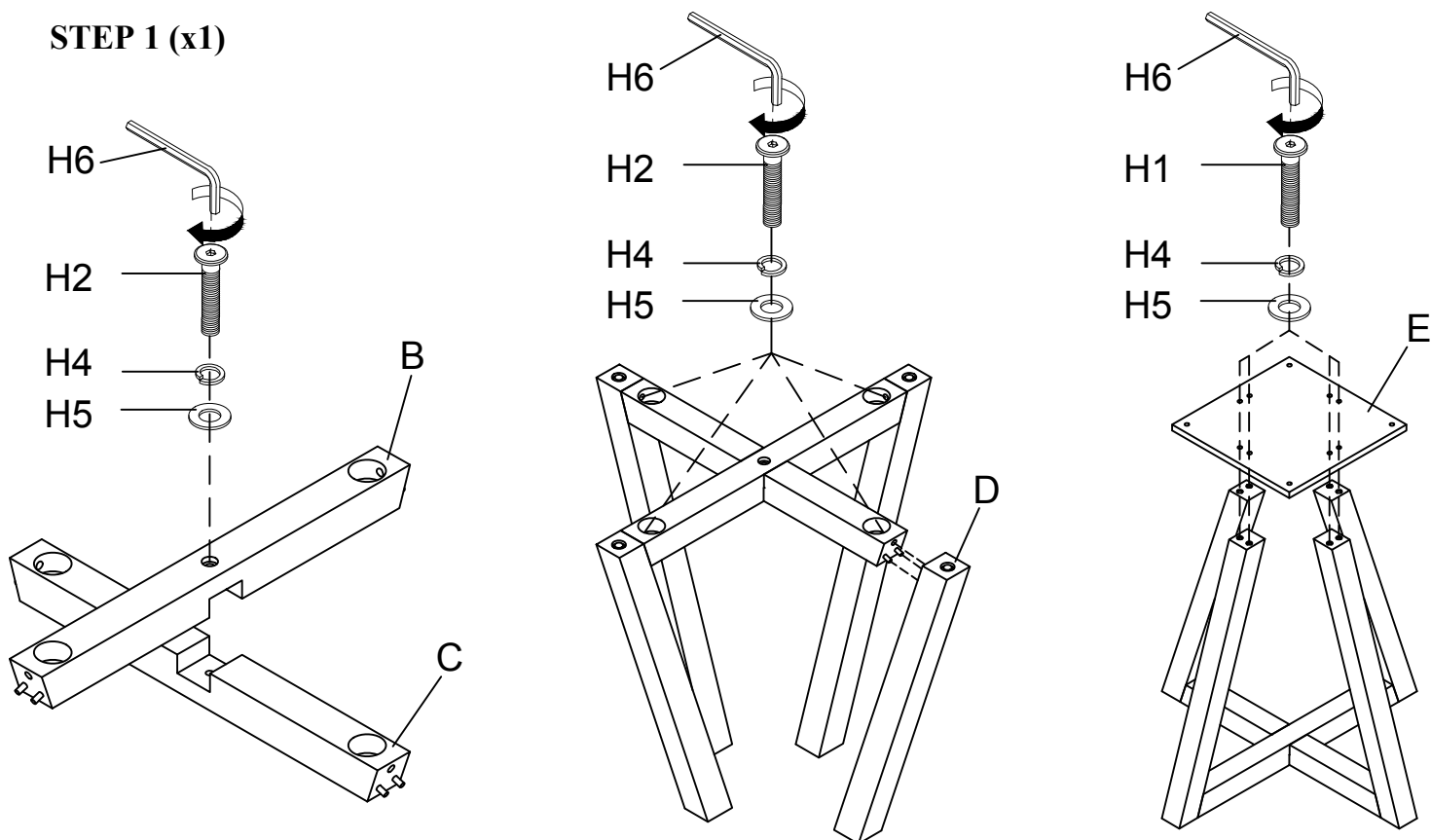
Customer Service Contact Information:  
Toll Free Phone Number: 1-844-771-2727  
Email: [consumercare@lanefurniture.com](mailto:consumercare@lanefurniture.com)  
Website: [www.lanefurniture.com](http://www.lanefurniture.com)

**NOTES :**

1. CHECK CAREFULLY FOR SMALL PARTS WHICH MAY COME LOOSE DURING SHIPMENT.
2. REMOVE ALL COMPONENTS FROM THE PACK AND PLACE ON A CLEAN, SOFT SURFACE TO ASSEMBLE.
3. UNITS SHOULD BE ASSEMBLED BY TWO OR MORE PEOPLE.
4. DO NOT OVER - TIGHTEN SCREW/ BOLTS UNTIL ASSEMBLY IS COMPLETED.
5. WITH USE, SCREW/ BOLT MAY BE COME LOOSE & MUST BE TIGHTENED PERIODICALLY.



**STEP 1 (x1)**



**STEP 2 (x1)**

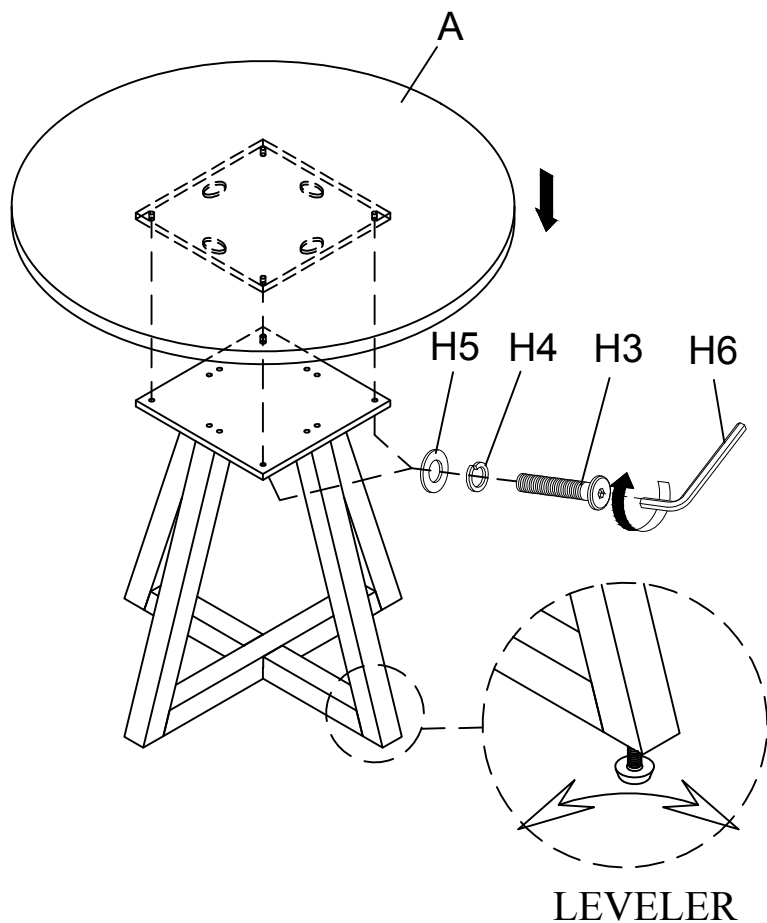


TABLE ASSEMBLY COMPLETED