

Features

- Real Rain Diverter Valve system actuates Real Rain's Deluge function delivering approximately 0.5 gallons in eight seconds.

Material

- Solid metal construction.
- KOHLER finishes resist corrosion and tarnishing for durability and reliability.

Installation

- Real Rain Diverter Valve is designed to be in-line between the shower valve and Real Rain Panel.

Required Accessories

K-76728 Overhead Panel
K-76732 Overhead Panel Trim
K-76746 Diverter Valve



ADA

CSA B651

OBC

Codes/Standards







ASME A112.18.1/CSA B125.1
ADA
ICC/ANSI A117.1
CSA B651
OBC

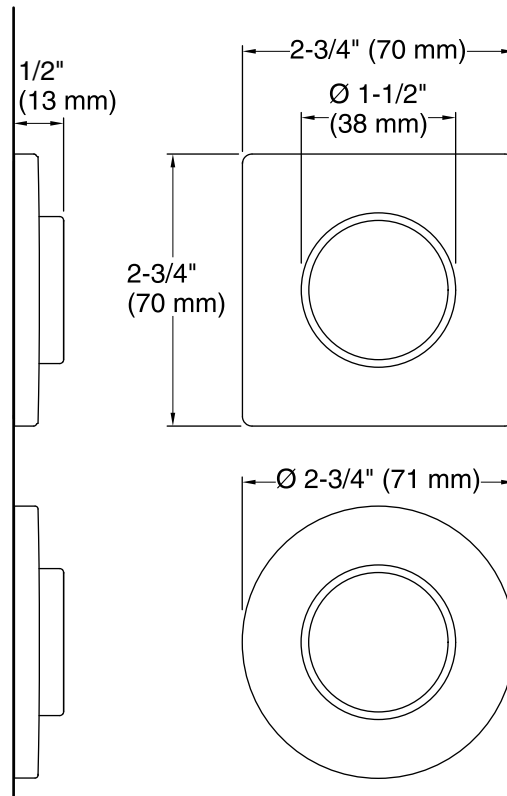
KOHLER® Faucet Lifetime Limited Warranty

See website for detailed warranty information.

Available Color/Finishes

Color tiles intended for reference only.

Color	Code	Description
	CP	Polished Chrome
	SN	Vibrant® Polished Nickel
	BN	Vibrant® Brushed Nickel
	BV	Vibrant® Brushed Bronze
	BL	Matte Black
	TT	Titanium



Technical Information

All product dimensions are nominal.

Notes

Install this product according to the installation instructions.

ADA, OBC, CSA B651 compliant when installed to the specific requirements of these regulations.